

BEING FIRST MEANS  
DOING SOMETHING  
NO ONE ELSE HAS  
EVER DONE BEFORE...  
WE DO THAT A LOT.

***1st To Introduce An Animal Free, Recombinant  
LAL Reagent – PyroSmart NextGen®***

1st Large Scale IVF Program To Introduce  
Horseshoe Crabs Into The Wild

1st To Establish BET Contract Testing Services

1st BET Company Licensed By The FDA



## Products & Services Catalog

Advance your laboratory's Endotoxin and  
Glucan detection capabilities into 1<sup>st</sup> place  
with Associates of Cape Cod, Inc. today!



# YOUR ENDOTOXIN SENSITIVITY, FLEXIBILITY AND COMPLIANCE

## Contents

<b>Your Goals - Your Endotoxin Experts</b> .....	4
<b>Attainable Sustainability</b> .....	5
<b>Horseshoe Crabs And The Biomedical Industry... Know The Truth</b> .....	6-7
<b>BET Methodology and Support Services</b> .....	9
BET Method Options .....	10
Methodology & Applications .....	10
Kinetic Testing Methods .....	10
Bacterial Endotoxin Testing .....	11
Gel-Clot BET Testing Method .....	11
Overview of Testing Procedures .....	11
Support Services .....	12
BEST QC Microbiology Training Program .....	14
<b>Kinetic Endotoxin Detection Systems</b> .....	15
PyroSmart NextGen® Recombinant Cascade Reagent (rCR) .....	16-19
Pyrochrome® Reagent Chromogenic Endotoxin Testing .....	20
Chromo-LAL Kinetic Chromogenic Endotoxin Testing .....	21
Pyrotell®-T Reagent Turbidimetric Endotoxin Testing .....	22
Pyros Kinetix® Flex Incubating Kinetic Tube Reader .....	23
ELx808 IU™ Absorbance 96 Well Microplate Reader .....	24
Pyros® eXpress Endotoxin and Glucan Analysis Software .....	25
Kinetic System Summary .....	26
<b>Gel-Clot Endotoxin Detection Testing</b> .....	27
Pyrotell® Gel-clot Endotoxin Testing .....	28
Pyrosate® Kit Rapid Endotoxin Detection .....	29
Gel-Clot Testing Summary .....	30-31
<b>Glucan Detection</b> .....	33
GlucateLL® Kit (1→3)-β-D-Glucan Detection .....	34
Glucan Summary .....	35
<b>BET Accessory Products</b> .....	37
Pyroclear® Disposable Products .....	38
LAL Reagent Water (LRW) Disposable Products .....	38
Pyrotubes® Disposable Products .....	38
Pyroplates® Disposable Products .....	38
Precision Pipette Tips Disposable Products .....	38
Pyrosol® LAL Reconstitution Buffer .....	38
Glucashield® (1→3)-β-D-Glucan Inhibiting Buffer .....	38
Control Standard Endotoxin (CSE) .....	39
<b>Contract Test Service</b> .....	40
CTS Introduction .....	42
Drug & Medical Device Testing .....	44
Custom Services .....	45
Contact Information .....	45
Services Offered .....	46
<b>Ordering Information and Sales Offices</b> .....	47

## We Are ACC... Your Endotoxin Experts



Here at Associates of Cape Cod, Inc., (ACC), we work hard to offer you the highest quality endotoxin testing reagents, disposables and systems available. No matter where your company is located, we offer on-site expertise and local support for all your bacterial endotoxin testing needs.

**With nearly 50 years in this industry, we've established ourselves as:**

- Outstanding BET industry Customer and Technical Support
- Operating at the Highest Quality Standards in our industry (certified to ISO 13485:2016)
- Celebrating nearly 50 years as the first to commercially manufacture LAL
- Specializing in Validation Process and Services
- The only "pure player" endotoxin detection company in the world
- Offering the most sensitive reagents in the industry

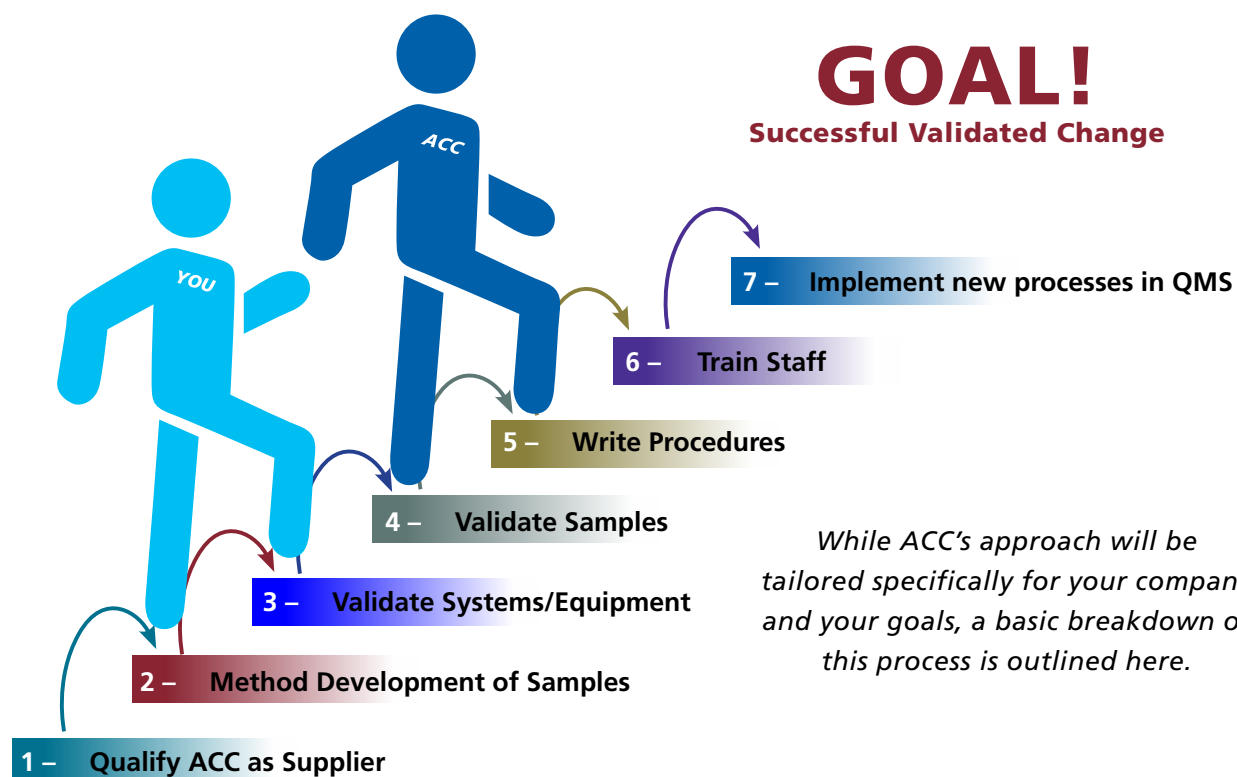
# YOUR GOALS YOUR ENDOTOXIN EXPERTS



## A Partnership In Change

Where do you start? Bacterial Endotoxin Testing is an essential tool for quality control of raw materials, screening of in-process samples and maintaining your in-process water system as well as a regulatory required test to release your finished products.

Whether you're bringing testing in house, looking to switch from gel-clot to kinetic, would like to validate a sustainable recombinant reagent, or want to convert to ACC as your supplier, we've done it all. With nearly 50 years of experience in the BET industry, we have your answers.





## **ACC's Horseshoe Crab Sustainability Project**

*Internally Funded Initiative*

### **Associates of Cape Cod, Inc.'s One Of A Kind Sustainability Project Meets A Milestone Of Over One Million Juvenile Crabs Released In Massachusetts!**

Associates of Cape Cod, Inc. (ACC) introduced our Horseshoe Crab Sustainability Project in 2018. The system worked so well, in 2019 systems were allocated as grants to organizations in an effort to help horseshoe crabs in Asia. To date the project has reared and released into coastal waters, more than 1 million juvenile horseshoe crabs!

This unique program was aimed at complementing our over nearly 50 year history of horseshoe crab conservation and to ensure a stable supply of horseshoe crabs

now and for future generations to come. Working with local regulators and having received a class 1 type 4 aquaculture permit and utilizing a patent pending process, ACC collects HSC eggs, fertilizes, grows and strategically releases horseshoe crabs back into their natural environment. This program only utilizes eggs collected from bait crabs that are sacrificed for the eel, conch and whelk fisheries, extending their genetic legacy for generations to come.

Please visit [www.acciusa.com](http://www.acciusa.com) for more information and future updates!

# ATTAINABLE HORSESHOE CRABS AND THE BIOMED

## What makes a horseshoe crabs' blood so special?

Horseshoe crab blood carries factors that react to antigens found on and in gram negative bacteria walls by forming a clot around it. The clot isolates the bacteria, and protects the crab from infection. The blood also begins a healing process similar to ours where we form a clot, a scab, and eventually wounds heal.

## What makes LAL so important?

The LAL test is the most sensitive, accurate and cost effective test on the market today to detect contaminating endotoxins. This test was first licensed by the FDA in the 1970's, and is now the gold standard. It can detect endotoxin in the parts per billion. That's like finding a grain of sand in an Olympic swimming pool. Prior to LAL, rabbits were used to test for endotoxin by injecting the rabbit with samples of the product being manufactured and waiting two or three days to see if the rabbit developed a fever. Hundreds of thousands of rabbits were required to be held and utilized this way. LAL based assays replace this test with one that is more humane, more accurate, cost effective and can give results in a test tube, in about an hour. There are very few people you are likely to meet in your lifetime who have not benefited from a bacterial endotoxins test.

## What types of things are tested with the blood?

The FDA has mandated (it is the law) that all injectable or indwelling materials must be tested for endotoxin contamination before being released for sale. This is to protect the public from products that are not sufficiently free of materials that can make a patient ill from exposure to gram-negative cell wall material. If endotoxin enters your blood stream it can make you sick and possibly even kill you. So the test we manufacture is used for medical devices, such as knee replacements, stents, heart valves, intravenous solutions; and drugs and vaccines like childhood immunizations, insulin, flu vaccine and chemotherapy drugs to name a few. Anything injected or implanted into the human body must be free of endotoxin.

## I have read somewhere crab blood is worth \$15,000 a quart. Is this true?

Absolutely not, this is a myth sensationalized by some media. Manufacturing LAL which is made from the white blood cells of horseshoe crabs is a complex process that is regulated by the FDA and must be done under extremely clean conditions. A typical LAL test costs less than \$20. In terms of the impact it has had on human health and safety, it is safe to say it has saved many lives and is therefore priceless.

## Where do the crabs you bleed come from?

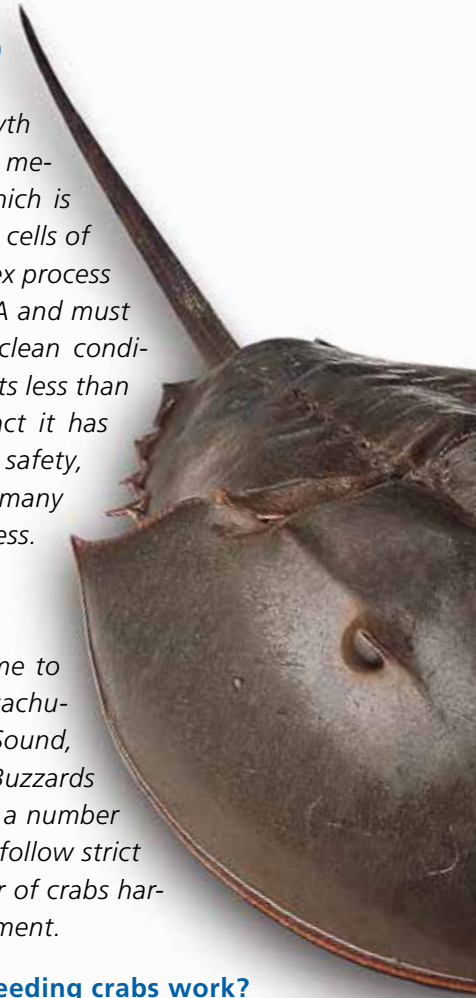
Most of the crabs that come to our facility are from Massachusetts waters, Vineyard Sound, Nantucket Sound, and Buzzards Bay. Fisherman catch them a number of different ways but must follow strict regulations on size, number of crabs harvested, and quota management.

## How does the process of bleeding crabs work?

The process is very similar to when people donate blood. The crabs are checked for good health, placed in a very clean laboratory, where we disinfect a portion of the shell, and carefully insert a sterile needle. The crabs have a sinus in the dorsal aspect of their body just under the shell that holds excess blood, we collect from that region. The way the crabs are held, limits the blood that can be harvested to the dorsal sinus, the majority of the blood which is in the gill area is untouched. Studies have shown that the crabs tolerate this process very well and the overwhelming majority survives.

## What threats face the horseshoe crabs today, are they endangered?

Like any sea creature, horseshoe crabs are dependent on a suitable environment in which to live and reproduce. Water quality is an important



# SUSTAINABILITY

## ICAL INDUSTRY... KNOW THE TRUTH

factor as is having suitable beaches in which to lay their eggs. Fertilizers, septic systems, and other forms of pollution can greatly reduce the quality of water on which the crabs depend. Sea walls, rip-rap and jetty's can manipulate the natural movement of sand on beaches and affect spawning habitat. Beach nourishment, the practice of bringing in truckloads of sand to beaches to replenish what's lost, or make them look nice, can bury millions of eggs before they hatch if not carefully timed. Crabs are also used as bait for conch and eels which is another source of man-made mortality.

Crabs in the United States are regulated and monitored carefully. They are not endangered, in fact, in many areas populations are growing considerably. In other parts of the world, they are victims of pollution and humankind's development of coastal areas and are not so closely monitored.

### What does ACC do to support conservation?

ACC has always promoted and practiced a catch and release fishery where the overwhelming majority of crabs survive the process of blood extraction. We work closely with fisherman and regulators to minimize the impact we may have on crab populations. ACC was instrumental in creating a minimum size limit for crabs to ensure only mature crabs are collected, and helping to keep a biomedical only fishery in Pleasant Bay MA where all the crabs collected are released. We have supported conservation efforts that include the use of bait bags, decreased catch limits and prohibition of fishing for crabs around peak spawning periods. We also participate in the Massachusetts "rent a crab program" where crabs destined for use as bait are brought to our facility first. This helps to limit the overall impact on crabs, and is unique to Massachusetts. ACC takes part in the Atlantic States Marine Fisheries Commission (ASMFC) Horseshoe Crab Advisory Panel where we helped develop the

Best Management Practices (BMPs) for the industry. We also collect data for the regulators from every crab that enters our facility, which is invaluable to understanding population dynamics.

Most recently ACC has implemented a one of a kind sustainability project where we can create juvenile crabs in-vitro and release them to the wild. You can learn more about this exciting new program [here](#).

### What information should more people know about horseshoe crabs?

Horseshoe crabs and their ancestors have been on this planet for somewhere around 400 million years, they have survived mass extinctions. They are not harmful, don't sting, bite or try to do us any harm. Remember when you see a horseshoe crab shell washed up on the beach it is likely a molt, and not a dead crab. Crabs can only grow by shedding their shells and growing larger ones. Old shells are discarded and many beachcombers worry crabs are dying when they are really just growing up.

Even as recent as the 1950s crabs were destroyed by the tens of thousands by people on Cape Cod and elsewhere fearing they were harmful to shellfish beds or for use as fertilizer and pig food. In fact, they are useful for shell fisherman by helping to till and keep sediment aerated. They are an important part of the international ecosystem.

### What can I do?





Water quality and human development are major threats to all fragile ecosystems such as the embayments where horseshoe crabs reproduce and grow. Do your part in limiting the impact humans have on water quality and beach erosion.

If you ever see a crab upside down on the beach, gently roll it over so it can return to the water. And remember; the next time you or a loved one receives an injection, IV or implant, be sure to thank a horseshoe crab!





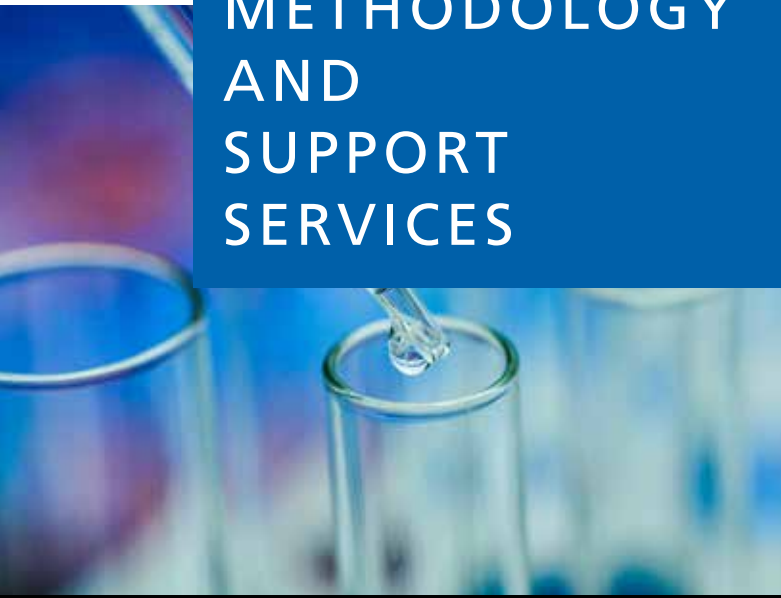
THROUGH FREE CONSULTATION  
AND SUPPORT WE WILL ASSIST  
YOU TO DETERMINE THE METHOD  
THAT BEST SUITS YOUR NEEDS AND  
SAMPLE TYPE. ACC OFFERS ALL  
REGULATORY COMPLIANT KINETIC  
AND GEL-CLOT BET METHODS.







**BET  
METHODOLOGY  
AND  
SUPPORT  
SERVICES**



**Our Test, Your Cure...  
Ensuring A Healthy World**

**Your Endotoxin Experts!**

*With the best training and technical support in the field, we'll partner with you every step of the way.*

## Methodology & Applications

Through free consultation and support we will assist you to determine the method that best suits your needs and sample type. ACC offers all regulatory compliant kinetic and gel-clot BET methods.

### Introduction

*Limulus* Amebocyte Lysate (LAL) tests detect and quantify bacterial endotoxins derived from the outer cell wall membrane of gram-negative bacteria. The critical component of the LAL reagents used in endotoxin tests is derived from blood cells (amebocytes) of the horseshoe crab, *Limulus polyphemus*. Amebocytes contain the proteins of the blood clotting mechanism, which is triggered primarily by endotoxins and also by (1→3)-β-D-Glucan. LAL reagents are primarily used to test for endotoxins in injectable pharmaceuticals, biological products, medical devices and renal dialysis centers. Endotoxin tests are described in the Bacterial Endotoxins Test chapter in the United States Pharmacopeia (Chapter <85>) and in the equivalent chapters in the European Pharmacopoeia (Chapter 2.6.14) and the Japanese Pharmacopoeia (General Tests, No. 4.01). Modified LAL reagents can be used for specific detection of (1→3)-β-D-Glucans.

### Selecting a Method

Consider the following when deciding which Bacterial Endotoxins Test method to use:

- What are the regulatory requirements, if any?
- What type of product or sample is to be tested?
- What test sensitivity is required? (What is the endotoxin limit specification for the sample?)
- Is quantitative analysis desired?

There are three principal Bacterial Endotoxins Test methods: the chromogenic, turbidimetric and gel-clot methods. The first two may be grouped together as kinetic photometric methods as they require a timed optical reader.

Both chromogenic and turbidimetric methods offer the greatest sensitivity, allowing detection of low

endotoxin concentrations and greater dilution of samples, which is important for overcoming interference. Both kinetic methods utilize software to quantify your test results. The gel-clot method is a simple, positive/negative, low start-up cost alternative that has been the reference method for years.

## Kinetic Testing Methods

### Chromogenic Method

The BET reagent is formulated with a synthetic substrate which produces a chromophore when cleaved by endotoxin activated enzymes.

- Requires either the Pyros Kinetix® Flex tube reader or an incubating plate reader system such as the BioTek ELX808 IU™\*
- Maximum sensitivity to 0.001 EU/mL, highest chromogenic sensitivity available in the BET industry when using ACC's Pyrochrome® reagent
- Electronically stored data
- Incubation time varies depending on the standard curve range
- High sensitivity allows for greater dilution to overcome interference

### Turbidimetric Method

The optical density (turbidity) increase that accompanies the clotting reaction is read in our Pyros Kinetix® Flex tube reader or in an incubating microplate reader.

- Requires either the Pyros Kinetix® Flex tube reader system or an incubating microplate reader such as the BioTek ELX808 IU™\*
- Maximum sensitivity to 0.001 EU/mL, highest sensitivity available in the BET industry when using ACC's Pyrotell®-T reagent
- Quantitative test results and electronically stored data
- Incubation time varies depending on the standard curve range. Results can be obtained in as little as 15 minutes with ACC reagents

*\*Trademark of BioTek Instruments, Inc.*

- High sensitivity allows for greater dilution to overcome interference

## Gel-Clot BET Testing Method

### Gel-clot Method

The formation of a gel-clot indicates the presence of endotoxin in a sample. The method is performed in small test tubes and is read manually by inverting the test tubes.

- Requires non-circulating water bath or dry bath incubator
- Manually read test
- Reagents of differing sensitivity are available: 0.25, 0.125, 0.06 and 0.03 EU/mL
- May be less sensitive to interference than other methods
- Is the referee method as per BET chapters in the United States, European and Japanese Pharmacopeia

## Overview of Testing Procedures

The following section summarizes the procedures/steps to be taken to perform routine product release testing of a sample in a regulated environment. In an unregulated environment, or when testing for informational purposes only, follow the procedures described under Preliminary Testing.

### Qualification of Reagent, Technician and Laboratory

The reagent must be tested to ensure that it is performing to specification. Technicians must be qualified to perform the test and the absence of significant day to day or inter-technician variability in the laboratory should be documented. This requires testing using endotoxin standards only, not samples.

### Preliminary Testing

Preliminary Testing is not a regulatory requirement, but is an important step to develop a set of conditions for the test method that can be used in the Test for Interfering Factors to demonstrate the absence of interference. During Preliminary Testing samples should be characterized for endotoxin contamination and/



or potential interference. It is typically performed by testing a series of dilutions of sample with and without a Positive Product Control (PPC). PPCs consist of sample with a known amount of endotoxin standard. The purpose is to indicate that added endotoxin is appropriately detected and that the sample does not interfere with the detection of endotoxin. From the results of the Preliminary Testing, a product dilution and possibly product treatment is selected for the Test for Interfering Factors (see below). The endotoxin limit for the product must be detectable at the dilution selected.

### Test for Interfering Factors (Validation)

The Test for Interfering Factors is performed to validate the test conditions and dilution for the particular sample type. It is accomplished by demonstrating that endotoxin added to the sample in PPCs can be readily detected within required limits.

### Routine Testing

Routine testing is conducted using the sample method preparation and conditions for the Test for Interfering Factors and includes a parallel PPC to check for interference. Tests also include negative controls and appropriate standards. Multiple number of units per lot of finished product should be tested, usually sampled from the beginning, the middle and the end of the production run. For medical devices, aqueous extracts of up to ten units are tested, usually after pooling.

ACC offers its customers extensive technical support. Our Technical Service department is staffed with experienced professionals who provide customer assistance for the full range of ACC products and services. Technical support is available by telephone, email, and in person, through workshops, on-site training, or on-site consultation. Customers who have questions about individual products, test methods, instrumentation, and/or software are invited to call our staff.

### **Software Validation Protocols**

ACC offers Validation Protocols that provide the end user with a comprehensive set of integrated documents to guide them through the system validation process. The protocol files allow users to edit the documents to meet their company's specific validation requirements.

### **Reagent Transfer Protocol**

The Reagent Transfer Protocol document (RTP) is used to validate the change from another manufacturer to ACC BET reagents. If changing BET reagent manufacturers, ACC offers assistance with guidance and instructions for using the Validation Protocol. This can be used as verification of the validation process. The Reagent Transfer Protocol is designed to assist users in completing validation of their switch from the current BET reagent to an ACC product. During this process, if the user requires any assistance you will be able to obtain help and advice through the Technical Services department of ACC.

### **Expertise and Resources**

Assistance with selecting a test method or reagent sensitivity is always available from our Technical Service Department, and representatives in the field. Our staff can help with Preliminary Testing, Testing for Interfering Factors or Routine Testing. The LAL Update®, our newsletter, includes useful technical articles and is available on our website. Our Contract Test Service (see page 33) team regularly performs Preliminary Testing and method development and can provide results using all test methods. Regardless of which method is selected, you can always be assured of the full support of Associates of Cape Cod, Inc.



For details on endotoxin testing in the United States, users should consult the current revision of the United States Pharmacopia (USP), chapter <85>, "Bacterial Endotoxins Test". For those testing outside the US you should consult your local regulatory requirements for the BET.

### **On-Site Consulting Services**

ACC staff is available to visit client sites to assist investigations and troubleshooting. These visits often address Bacterial Endotoxin Testing (BET) procedures, in addition to identifying sources of contamination in test laboratories and manufacturing processes.

- #CSOS01 On-site Consulting Services (per day)
- #SCOS01 On-site Service Call (per day)

### **Bacterial Endotoxin Testing (BET) Workshop**

Associates of Cape Cod, Inc. offers training courses on all aspects of bacterial endotoxin testing. Courses can be conveniently conducted on-site or at our facilities in East Falmouth, MA; Liverpool, UK; or Mörfelden-Walldorf, Germany.

### **Customized On-Site Workshops**

ACC can customize a workshop for you and your staff and conduct it at your facility or ours. Instructors work with you to create a training program tailored to your specific requirements.

#WKSP01	1 Day BET Workshop (per workshop, up to 5 attendees)
#WKSP02	2 Day BET Workshop (per workshop, up to 5 attendees)
#WKSP03	3 Day BET Workshop (per workshop, up to 5 attendees)
OSCP-01	1 Day On-site Compounding Pharmacy Training

We offer a comprehensive workshop that covers methodology, background and in-depth courses, as well as hands-on laboratory experience. A complete schedule can be found on our website, [www.acciusa.com](http://www.acciusa.com).

### **Methodology Background**

This course is designed to introduce BET methodologies to technicians and managers who are new to endotoxin testing. Topics include:

- Endotoxins—What they are, where they come from, and why they are important
- BET—An overview of the BET/endotoxin reaction, with emphasis on sources of interference
- Detailed instruction of the test methods, including a discussion of laboratory set-up, materials, and aseptic techniques
- Sample handling and preparation
- Practical approaches to sample characterization and overcoming interference
- Technician and laboratory certification and validation of the BET

### **Hands-On Laboratory**

The laboratory courses for kinetic and gel-clot methods are designed to give the attendee hands-on experience conducting endotoxin tests. Participants perform tests and learn to read and interpret results. Familiarity with general laboratory techniques (especially pipetting) is essential.

### **In-Depth Topics**

This course provides the experienced technician with a more detailed understanding of how a BET program can be applied to quality control. Topics include:

- Techniques for testing non-aqueous or highly interfering substances
- (1→3)-β-D-Glucan: contamination, recognition and investigation
- Medical device extraction and validation of extraction protocols
- Regulatory considerations

### **Course Schedule and Fees**

For course dates and fees, please contact your local ACC representative or check our website at [www.acciusa.com](http://www.acciusa.com). The Bacterial Endotoxin Testing Workshop schedule can be accessed from the BET Products section or from the Calendar section of the ACC website. To receive additional information or to register for a course, contact the appropriate office below.

**United States:** Tel: (800) 848–3248  
[techservice@acciusa.com](mailto:techservice@acciusa.com)

**United Kingdom:** Tel: (44) 151–547–7444  
[info@acciuk.co.uk](mailto:info@acciuk.co.uk)

**Europe:** Tel: (49) 61 05–96 10 0  
[service@acciusa.de](mailto:service@acciusa.de)

## **BEST QC Microbiology Training**

Bioburden, Endotoxin, Sterility Testing

Innovative educational programs designed specifically for you.

**BEST programs focus on three critical in-process and product release quality control tests:**

- **Bioburden**
- **Endotoxin**
- **Sterility Testing**

BEST is a 3 day innovative educational program designed specifically for you and your laboratory staff. This program will focus on both in-process and product release quality control, including Bioburden, Endotoxin and Sterility Testing. It will provide an overview of relevant methods in each area, however basic technical laboratory skills are assumed as a prerequisite for participation. The course will consist of class presentations and demonstrations of laboratory applications. This program is only available in the US.

## **Program Material Outline**

### **DAY 1**

#### **Bioburden Testing**

##### **Dependable Tests Based on Membrane Filtration**

Bioburden testing is critical for monitoring water quality and raw materials and for ensuring that manufacturing processes remain in microbiological control. During the first day of the training, you will learn about:

- Advantages and limitations of membrane filtration
- How to choose the right membrane for your application
- The regulations governing Bioburden testing
- How to develop a sampling plan for Bioburden testing
- How to qualify and validate a method
- How to set alert and action limits
- How to interpret Bioburden test results
- How to troubleshoot membrane filtration issues
- Rapid methods for Bioburden testing
- Hands-on session using a manifold and Milliflex Plus Pump

### **DAY 2**

#### **Endotoxin Testing**

##### **BET Methodology and Background**

The Bacterial Endotoxin Test (BET) is used for the detection and quantitation of endotoxins from Gram-negative bacteria. Reagents are primarily used to test for endotoxins in injectable pharmaceuticals, biological products, and medical devices. They are also used in renal dialysis centers and a wide range of other applications. During the second day of training, you will learn:

- What are endotoxin and BET reagents
- The regulations governing bacterial endotoxin testing
- The methodology for bacterial endotoxin testing
- How to qualify a chosen BET method
- How to validate samples and how to test them routinely
- How to analyze and interpret data
- How to address sample interference
- Hands-on session - Pyros Kinetix® Flex tube reader and Pyros® eXpress software
- Learn about sustainable recombinant reagents

### **DAY 3**

#### **Sterility Testing**

##### **A Complete Solution for Reliable Results**

Sterility Testing is considered the most essential QC Microbiological test for releasing sterile final product. This test is heavily regulated and harmonized across most of the globe. During the third day of training, you will learn about:

- The history of Sterility Testing
- The global harmonized regulations overview
- Environmental Monitoring requirements for Sterility Testing
- Deep Dive into USP <71>
- Advantages and Limitations of Direct Inoculation Sterility Testing
- Advantages and Limitations of Open Funnel Sterility Testing
- Advantages and Limitations of Closed System Sterility Testing
- Overview of Sterility Testing Media and Rinse Fluids
- Most Common Sterility Questions
- Hands-on session - Steritest Equinox

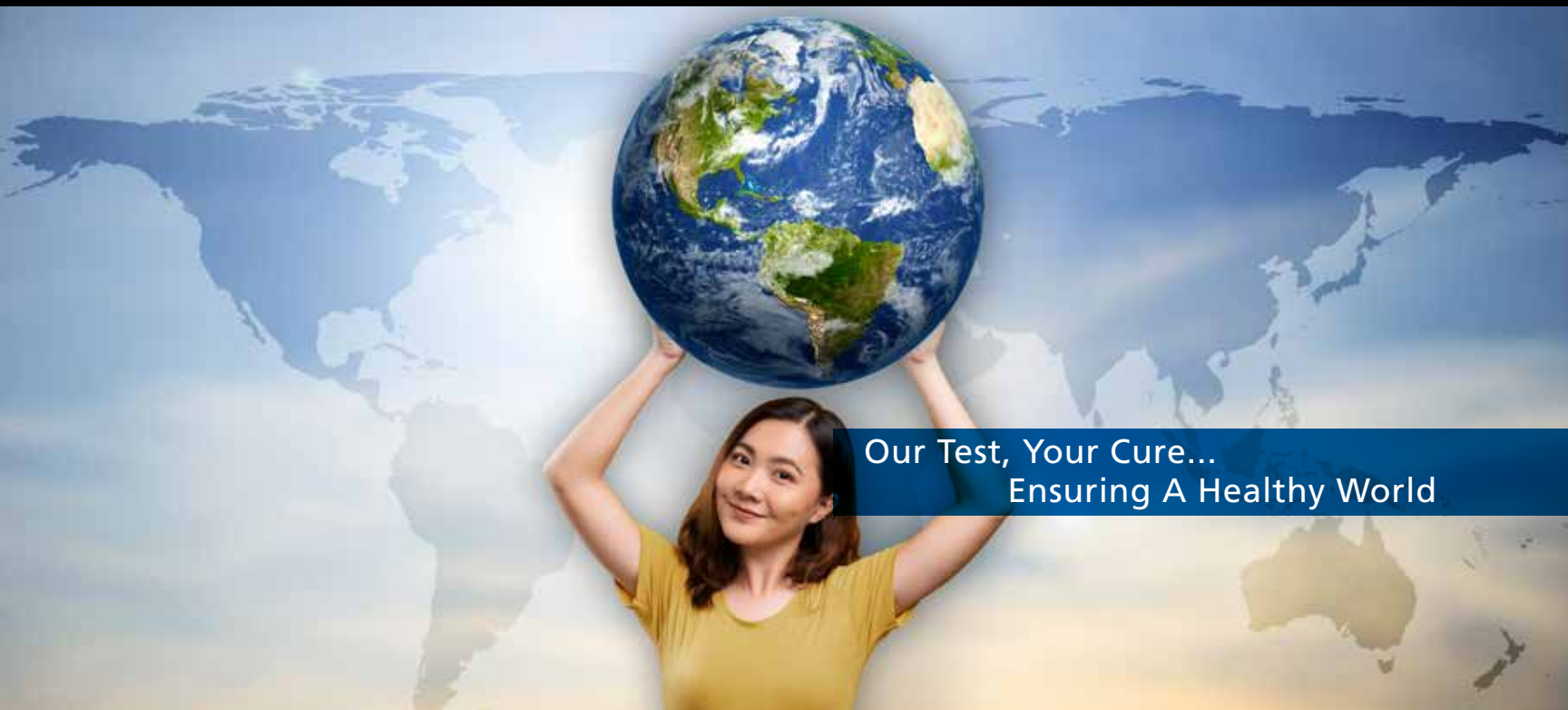


## **QC Microbiology Training**

**For more information go online to: [www.acciusa.com/products-and-services/bet-training-and-support/best-workshop](http://www.acciusa.com/products-and-services/bet-training-and-support/best-workshop)**



# KINETIC ENDOTOXIN DETECTION SYSTEMS



Our Test, Your Cure...  
Ensuring A Healthy World

## **Your Endotoxin Experts!**

*Associates of Cape Cod, Inc. offers diverse options for conducting endotoxin testing.*

# Another First!



*rCR, Brought To You By The BET Pioneers  
Associates of Cape Cod, Inc.*



## **A History Of Firsts!**

***First To Introduce An Animal Free, Recombinant LAL Reagent***

**First Large Scale IVF Program To Introduce Horseshoe Crabs Into The Wild**

**First To Receive FDA License For All Three BET Test Methods**

**First BET Company Licensed By FDA**





# KINETIC CHROMOGENIC METHOD RECOMBINANT REAGENT

## PyroSmart NextGen® Recombinant Cascade Reagent (rCR)



PyroSmart NextGen® recombinant Cascade Reagent (rCR) marks the introduction of a new sustainable recombinant LAL reagent technology for Bacterial Endotoxin Testing (BET). Utilizing the same LAL cascade as traditional LAL reagents, while eliminating the potential for (1→3)-β-D-Glucans cross reactivity, PyroSmart NextGen® delivers all of the quality and consistency of results you have come to expect from ACC LAL reagents.

PyroSmart NextGen® can be used for a wide variety of endotoxin tests, ranging from standard water testing to samples requiring high sensitivity, such as intrathecal products and those requiring high dilutions to overcome interference.

### Product Sensitivity

The sensitivity for recombinant chromogenic assays is determined by the lowest standard concentration on the standard curve used for the assay. The maximum sensitivity of PyroSmart NextGen® is 0.005 EU/mL when run in an incubating microplate reader (or 0.001 EU/mL when run in Pyros Kinetix® Flex tube reader).

### Sample to Lysate Ratio

PyroSmart NextGen® is used at with an economical volume of 50 µL of reagent per well yielding 50 tests/vial:

- Microplate reader: 1:1 ratio using 50 µL of test sample : 50 µL of reagent

### Test Performance

The PyroSmart NextGen® reaction mixture is incubated at 37±1°C and read in a microplate reader equipped with a 405–410 nm filter. The time of incubation is dependent on the lowest standard concentration in the standard curve, with 0.005 EU/mL achievable in 2500 seconds in a microplate reader. Software is used to construct the standard curve and calculate the endotoxin concentrations.

### Product Stability

PyroSmart NextGen® is a lyophilized product with an excellent shelf life of 3 years from the date of manufacture.

### Product Reconstitution

PyroSmart NextGen® is provided as co-lyophilized with the chromogenic substrate and as such it is ready-to-use following a simple reconstitution (using 2.8 mL of the supplied reconstitution buffer).

### Product Packaging

PyroSmart NextGen® reagent is provided as a pack of 2 vials of reagent and 2 vials of reconstitution buffer. This is sufficient for a total of 110 wells (55 wells per vial).

### Multi-Test

2.8 mL/vial (approx. 50 tests/vial)

- #PNG050-2 Each kit contains
- 2 x PyroSmart NextGen® Reagent
  - 2 x Reconstitution Buffer

# KINETIC CHROMOGENIC METHOD RECOMBINANT REAGENT

PyroSmart NextGen® is a sustainable recombinant Cascade Reagent (rCR) that delivers the same reliable results as your conventional LAL reagent and offers these additional advantages:

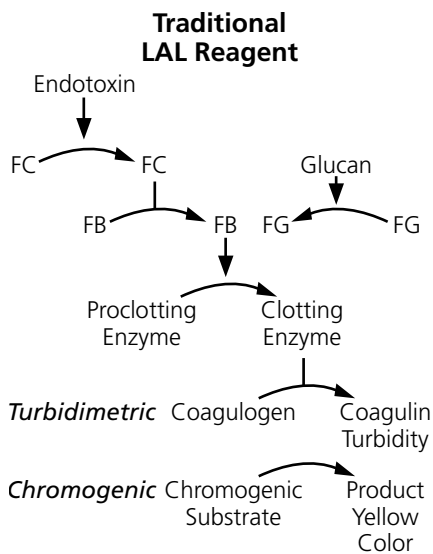
- No Animal Content – Horseshoe Crab Blood Free
- Same Cascade
- No Cross Reactivity With 1,3-b-D-glucans
- Same Instrument
- Same Preparation Steps
- Meets Your Sustainability Objectives

*Keep Your Method. Make An Impact.*

ACC's PyroSmart NextGen® uses the same cascade as traditional LAL reagents by manufacturing the Factors responsible for the cascade using recombinant processes. As a result, our new recombinant reagent's mechanism of action will deliver results consistent with traditional LAL reagents. It offers the added advantage of eliminating 1,3-b-D-glucans cross reactivity from the LAL cascade, since there is no Factor G in the final reagent.

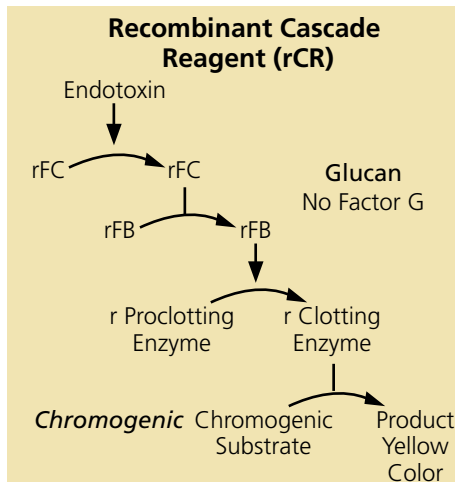
ACC developed PyroSmart NextGen® to provide a sustainable alternative to traditional naturally sourced LAL reagents, while maintaining your lab procedures, methods, instrumentation and most importantly your results.

## The Importance of Mechanism of Action Recombinant Cascade Reagent (rCR)



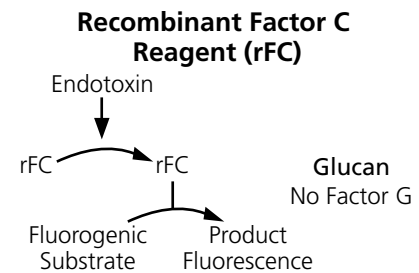
### Traditional LAL reagent

In the presence of endotoxin, Factor C becomes an activated moiety which in turn activates Factor B and Proclotting Enzyme; ultimately resulting in the proteolytic cleavage of a substrate (either coagulogen in gel clot and turbidimetric assays or a colorless chromogenic substrate in chromogenic assays). The cascade mechanism thus amplifies the response of Factor C and leads to an exceptional sensitivity for this biological assay, with kinetic output being preferable. In the presence of 1,3-β-D-glucans, Factor G becomes an activated moiety which also activates Proclotting Enzyme and thus resulting in the same signal as that triggered by endotoxins through Factor C. This has been often observed as glucan-derived enhancement or false positive results.



### Recombinant Cascade Reagent (rCR)

As with naturally sourced LAL reagents, in the presence of endotoxin, recombinant Factor C becomes an activated moiety which in turn activates recombinant Factor B and recombinant Proclotting Enzyme; ultimately resulting in the proteolytic cleavage of a colorless chromogenic substrate formulated with PyroSmart NextGen®. By relying on the same cascade mechanism, the response of recombinant Factor C is amplified the same way as by LAL reagents and thus the same sensitivity is achieved using this kinetic assay. Due to absence of Factor G, PyroSmart NextGen® will not react with any 1,3-β-D-glucans and therefore will prevent glucan-derived enhancement and false positive results.



### Recombinant Factor C (rFC) – Competition

Launched almost two decades ago, rFC reagents rely **only** on a recombinant form of Factor C. Due to the absence of the cascade as the amplification mechanism, rFC reagents are paired with a fluorescence method instead. However, this constitutes a different measured entity, different instrumentation, and different preparation steps with a limited output (endpoint assay only). Therefore the uptake and implementation of this method has been rather limited.

Amplification

## The Benefits Are Clear

LAL Reagent Comparison Table	Conventional LAL Reagent	ACC's PyroSmart NextGen® (rCR) Reagent	Competitor (rFC) Reagent
Year Technology Introduced	1977	<b>2021</b>	2003
Kinetic Assay	Kinetic	✓ Kinetic	✗ No. Endpoint only
Assay Setup	Single step reconstitution	✓ Single step reconstitution	✗ No. rFC requires three reagents in a 1:4:5 ratio and a 10 min. pre-incubation step
Same Standard Plate Reader	Incubating plate or tube reader at 405 nm	✓ Yes. Incubating plate or tube reader at 405 nm	✗ No. Fluorescent reader required
Derived From <i>Limulus</i> Amebocyte Lysate (LAL)	LAL	✓ Yes. rCR is recombinant LAL	✗ No. Based on <i>Carcinoscorpius</i> or <i>Tachypleus</i> Amebocyte Lysate (CAL/TAL)
Multi-step Cascade Pathway	Yes	✓ Yes	✗ No
Endotoxin Specific	No	✓ Endotoxin Specific	✓ Endotoxin Specific
Sustainable Reagent (animal free)	No	✓ Horseshoe Crab Blood Free	✓ Horseshoe Crab Blood Free

## Converting to PyroSmart NextGen® Is Easy

Switching to this sustainable alternative is easy because PyroSmart NextGen® follows the same cascade pathway as traditional reagents.

But don't take our word for it – evaluate PyroSmart NextGen® yourself on your existing absorbance readers. Follow our user-friendly Evaluation Protocol to determine if PyroSmart NextGen® works in your laboratory and on your samples. Our experts will assist you every step of the way.

## Keep Your Method. Make An Impact.

- Same Instrument
- Same Preparation Steps
- Same Method

The future of sustainable LAL testing has arrived with ACC's PyroSmart NextGen® recombinant LAL reagent. The new testing technology that delivers the best of traditional methods, combined with the benefits of sustainable recombinant Cascade Reagents (rCR). The future of LAL testing is bright!



The BET reagent is formulated with a synthetic substrate which produces a chromophore when cleaved by endotoxin activated enzyme. The test is read in a tube reader or an incubating microplate reader.

## Pyrochrome® Reagent Chromogenic Endotoxin Testing



Pyrochrome® can be used for a wide variety of sample types, ranging from standard water testing to samples requiring high sensitivity, such as intrathecal products and those requiring high dilutions to overcome interference.

### Sensitivity

The maximum sensitivity of Pyrochrome® is 0.001 EU/mL when run in Pyros Kinetix® Flex tube reader or incubating microplate reader with Glucashield® Buffer.

### Sample to BET Ratio

In the Pyros Kinetix® Flex tube reader, Pyrochrome® can be used at an economical ratio of 4:1 using 50 µL of reagent per well or at 1:1 using 100 µL/well. In a microplate reader, the reagent is used at a ratio of 1:1 and a volume of 50 µL/well (60 tests/vial) or 100 µL/well (30 tests/vial).

### Performing the Test

The Pyrochrome® sample mixture is incubated in an optical reader at 37±1°C and read at a wavelength of 405 nm. No pre-incubation is required and results can be available within 1 hour. However, time to results is dependent on the required assay sensitivity. Software will analyze the data to provide endotoxin results.

### Reconstitution

Pyrochrome® lysate is reconstituted with an optimized Pyrochrome® reconstitution buffer (C1500-5). Pyrochrome® can also be reconstituted with Glucashield® buffer (CG1500-5), a (1→3)-β-D-Glucan inhibiting buffer, to render the assay endotoxin specific.

### Stability

Once reconstituted, Pyrochrome® is stable for 8 hrs. when stored at 2–8°C.

### Packaging

Pyrochrome® is offered with a choice of reconstitution buffer and is recommended for use with the 10 ng/vial Control Standard Endotoxin (CSE, EC010-5). Certificates of Analysis, specific to the Pyrochrome® and CSE lot, can be obtained from ACC or online at [www.acciusa.com](http://www.acciusa.com).

### Pyrochrome® Chromogenic Test Kit

#### 3.2 mL/vial (approx. 60 tests/vial)

Each kit contains Pyrochrome® and a buffer

- #C1500-5 Pyrochrome® with Reconstitution Buffer  
5 pack (300 tests)
- #C1500-25 Pyrochrome® with Reconstitution Buffer  
25 pack (1500 tests)
- #CG1500-5 Pyrochrome® with Glucashield® Buffer  
5 pack (300 tests)
- #CG1500-25 Pyrochrome® with Glucashield® Buffer  
25 pack (1500 tests)

## Chromo-LAL



Chromo-LAL is optimized for the kinetic chromogenic BET test method in microplate readers. Chromo-LAL is a buffered, stable and robust lysate, suitable for quantitative testing of a wide range of samples.

### Sensitivity

The sensitivity for chromogenic assays is determined by the lowest standard concentration on the standard curve used for the assay. The maximum sensitivity of Chromo-LAL is 0.005 EU/mL.

### Sample to BET Ratio

Reconstituted Chromo-LAL reagent is used at a ratio of 1:1 and a volume of 100  $\mu$ L/well (30 tests/vial).

### Performing the Test

The Chromo-LAL/sample mixture is incubated at  $37 \pm 1^\circ\text{C}$  and read in a microplate reader. Software is used to construct the standard curve and calculate the endotoxin concentrations.

### Reconstitution

Chromo-LAL lysate is reconstituted with BET Reagent Water (LRW). It can also be reconstituted with Gluca-shield<sup>®</sup> buffer, a (1 $\rightarrow$ 3)- $\beta$ -D-Glucan inhibiting buffer, to render the assay endotoxin specific.

### Stability


Once reconstituted, Chromo-LAL is stable for 24 hours if stored at 2–8°C. Chromo-LAL may be frozen once and will retain activity for 2 weeks if stored at or below -20°C.

### Packaging

Each vial contains reagent for approximately 30 tests. It is recommended for use with 0.5  $\mu$ g/vial Control Standard Endotoxin (CSE, E0005-1). Certificates of Analysis, specific to the Chromo-LAL and CSE lot, can be obtained from ACC or online at [www.acciusa.com](http://www.acciusa.com).

### Chromo-LAL

#C0031-5 3.2 mL/Vial 5 Pack (150 tests)



# KINETIC TURBIDIMETRIC METHOD REAGENT

The optical density (turbidity) increase that accompanies the clotting reaction is read in the Pyros Kinetix® Flex tube reader or in an incubating microplate reader.

## Pyrotell®-T Reagent Turbidimetric Endotoxin Testing



Pyrotell®-T Turbidimetric reagent formulation is a versatile and cost effective solution for the determination of endotoxin. It can be used with the Pyros Kinetix® Flex tube reader and incubating microplate readers. When used with the Pyros Kinetix® Flex tube reader, Pyrotell®-T is a highly economic, flexible and sensitive BET assay.

It can be used for a wide variety of tests, ranging from water testing to samples requiring high sensitivity, such as intrathecal products and those requiring high dilutions to overcome interference.

### Sensitivity

When used in a Pyros Kinetix® Flex tube reader the maximum sensitivity is 0.001 EU/mL. The unique formulation of Pyrotell®-T allows a wide selection of standard curves to be used, giving the user flexibility, speed and ease in performing assays.

### Sample to BET Ratio

The ratio of sample to BET is determined by personal preference and sample chemistry (interference patterns). Reconstituted Pyrotell®-T reagent is used at a sample

to lysate ratio of 1:1 or 4:1 and volume of 100 µL/well (48 tests/vial) or 50 µL/well (96 tests/vial), respectively.

### Performing the Test

The Pyrotell®-T sample mixture is incubated in an optical reader at 37±1°C and read at a desired wavelength depending on the instrumentation and user choice. The time of incubation is dependent on the lowest standard concentration in the standard curve. Software is used to analyze the standard curve and calculate the endotoxin concentrations.

### Reconstitution

Pyrotell®-T may be reconstituted with 5 mL of LAL Reagent Water (LRW), Pyrosol® buffer, or Glucashield® buffer, depending on the demands of the sample being tested. Pyrosol® buffer provides improved kinetics and extra pH buffering capacity. Glucashield® buffer, a (1→3)-β-D-Glucan inhibiting buffer, is used to render the assay endotoxin specific.

### Stability

Once reconstituted, Pyrotell®-T is stable for 24 hours, if stored at 2–8°C. Pyrotell®-T may be frozen once and will retain activity for as long as 3 months if stored at or below -20°C.

### Packaging

Pyrotell®-T is available in multi-test vials. Each vial contains reagent for approximately 96 tests (when used with the Pyros Kinetix® Flex tube reader and 4:1 sample to BET ratio) or 48 tests (when used with 1:1 ratio and/ or in a microplate reader). It is recommended for use with the 0.5 µg/ vial Control Standard Endotoxin (CSE, E0005-1). Certificates of Analysis, specific to the Pyrotell®-T and CSE lot, can be obtained from ACC or online.

### Pyrotell®-T Multi-Test

5 mL/vial (approx. 50 tests/vial)

#T0051-5 5 pack (250 tests)

#T0051-25 25 pack (1250 tests)

# PYROS KINETIX® FLEX CHROMOGENIC AND TURBIDIMETRIC TUBE READER



## Pyros Kinetix® Flex

*Designed with flexibility and efficiency in mind, the PK Flex provides flexible options for conducting endotoxin testing.*

The Pyros Kinetix® Flex instrument and Pyros® eXpress 21 CFR Part 11 compliant Software provide a complete system for efficient and accurate endotoxin testing.

### Features & Benefits

- Capable of running either Chromogenic and Turbidimetric testing in the same instrument
- Broad Sensitivity Range: No other system is more sensitive; As high as 0.001 EU/mL with either our Pyrochrome® chromogenic reagent or our Pyrotell®-T turbidimetric reagent

- Flexible Testing: Variable volumes and ratios can be utilized for increased efficiency, ability to maximize product Maximum Valid Dilution (MVD)
- Reduced Lysate Usage: As little as 50 µL per test
- Increased Efficiency: Unlike plate readers, end-users have the ability to add samples to an existing assay in order to efficiently utilize all wells. Software provides individual sample results while assay continues to run.
- Uses low cost depyrogenated glass disposable accessories.
- Solid State Design: Low instrument maintenance

### System Specifications

**Capacity:** 32, 64 or 96 reaction tubes

#### Power Requirement:

100 to 240 VAC @ 50 / 60 Hz

**Light Source:** LED

#### Dimensions & Weight:

#PKF32 - 9.25" x 10" x 3.125" / 6 lbs 15 oz

#PKF64 - 9.25" x 14" x 3.125" / 11 lbs 5 oz

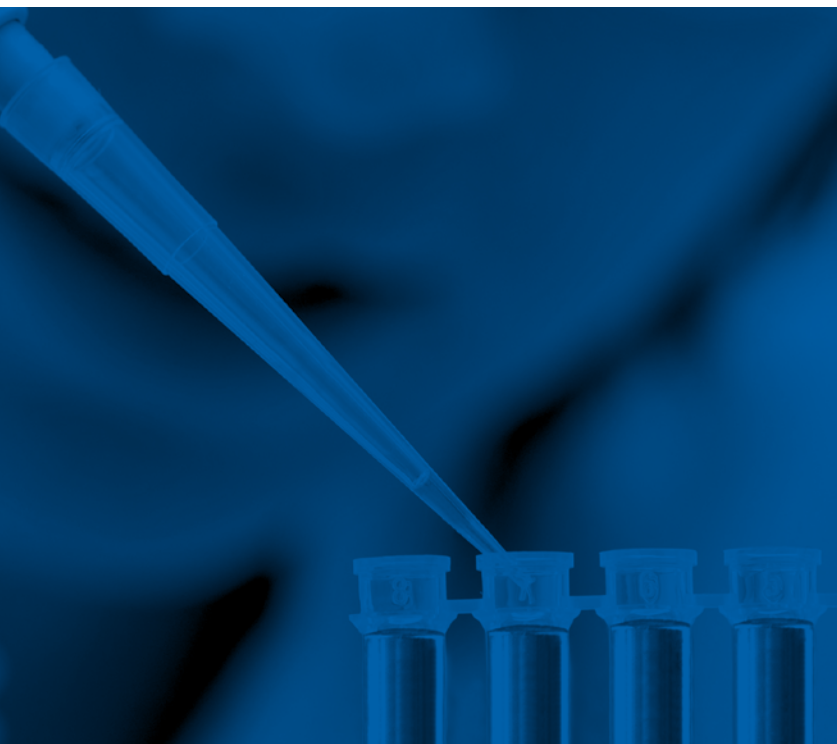
#PKF96 - 9.25" x 18" x 3.125" / 15 lbs 14.5 oz

**Precise Temperature Control:** Incubator temperature is held to 37°C ± 0.5°C

**Two Wavelength Settings** (405 nm and 660 nm)

### Warranties, Parts and Service

For details on extended warranties, repairs and recalibrations, contact your supplying US, UK, German office or your local representative/distributor.



# KINETIC MICROPLATE SYSTEM



## **ELx808 IU™ Absorbance 96 Well Microplate Reader\***

The BioTek® ELx808 IU™\*, manufactured by BioTek® Instruments, is an incubating absorbance microplate reader that, along with our Pyros® eXpress 21 CFR Part 11 compliant Software, provides a complete system for efficient and accurate endotoxin testing. It comes equipped with an on-board diagnostic self test to confirm and document reader performance. All calculations are performed automatically. The ELx808 IU™ utilizes fast kinetics to


measure in intervals as short as 6 seconds. A 4-Zone™ Temperature Control system and unique heated track/carrier design provide for minimal evaporation and edge effect. The instrument incorporates a staggered optical design to eliminate channel-to-channel cross talk.

### **Features of the ELx808 IU™ Plate Reader**

- Programmable and variable shaking speed
- End-point, kinetic and well-scanning capabilities
- On-board data analysis, including curve-fitting
- Precise reporting
- Can be used for a wide range of applications

ACC recommends that customers confirm their expected product support window directly with the instrument manufacturer, Agilent Technologies.

*\*Trademark of BioTek Instruments, Inc.*





## Pyros® eXpress Software

Associates of Cape Cod, Inc. introduces the next generation of endotoxin and glucan detection analysis software that offers integrated solutions for your quantitative endotoxin and glucan detection testing, reporting needs, trending and data management.

Pyros® eXpress Software supports all of the quantitative endotoxin and glucan detection assays from Associates of Cape Cod, Inc., and allows users to quickly and efficiently test in a Quality Control environment. The Pyros® eXpress Software provides greater flexibility and versatility in the laboratory allowing you to work smarter and faster while maintaining regulatory compliance. Pyros® eXpress Software meets 21CFR Part 11 technical requirements for electronic records, signatures, audit trails as well as US and EU data integrity expectations.



### Ease Of Use

Custom templates available on the home screen provides quick start options with minimal clicks to

assay initiation.

A fully integrated product validation workflow provides guidance for a systematic and compliant testing process.

Custom permission settings help you control your testing environment and reduce laboratory errors:

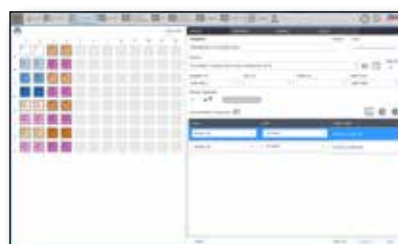
- Lysate/CSE matching to only allow the use of previously qualified reagents
- Optional Technician Qualification Requirements
- Supply/Equipment Expiry Safeguards



### Efficiency

Product centric reporting with the Pyros Kinetix® Flex provides real time results for individual samples.

Reagent, Product and Supply Libraries help streamline test setup and reduces time spent on manual entry.



### Versatility

Pyros® eXpress supports both plate and tube reader platforms resulting in greater flexibility and laboratory throughput for endotoxin and glucan testing.

# KINETIC SYSTEM SUMMARY

## Pyrochrome® Test Kit

3.2 mL/vial (approx. 60 tests/vial)

Each kit contains Pyrochrome® and a buffer

#C1500-5 Pyrochrome® with Reconstitution Buffer  
5 pack (300 tests)

#C1500-25 Pyrochrome® with Reconstitution Buffer  
25 pack (1500 tests)

#CG1500-5 Pyrochrome® with Glucashield® Buffer  
5 pack (300 tests)

#CG1500-25 Pyrochrome® with Glucashield® Buffer  
25 pack (1500 tests)

## Pyrotell®-T Multi-Test

5 mL/vial (approx. 50 tests/vial)

#T0051-5 5 pack (250 tests)

#T0051-25 25 pack (1250 tests)

## Control Standard Endotoxin,

Escherichia coli O113:H10

#EC010-5 10 ng/vial (5 pack) for Pyrochrome

#E0005-5 0.5 µg/vial (5 pack) for turbidimetric

## Pyros Kinetix® Flex

Incubating Kinetic Tube Reader

#PKF32 Pyros Kinetix® Flex 32-well (includes  
instrument, Pyros® EQS and validation doc)

#PKF64 Pyros Kinetix® Flex 64-well (includes  
instrument, Pyros® EQS and validation doc)

#PKF96 Pyros Kinetix® Flex 96-well (includes  
instrument, Pyros® EQS and validation doc)

#PKF32-PKG Pyros Kinetix® Flex 32-well (includes  
instrument, Pyros® eXpress and validation doc)

#PKF64-PKG Pyros Kinetix® Flex 64-well (includes  
instrument, Pyros® eXpress and validation doc)

#PKF96-PKG Pyros Kinetix® Flex 96-well (includes  
instrument, Pyros® eXpress and validation doc)

## Microplate Reader

#PPS04 ELx808 IU™ Incubating Microplate  
Reader, (software sold separately)

#ELXP ELx808 IU™ Universal Test Plate

#CALPR On-site Preventative Maintenance  
and Performance Verification Service

## Pyros® eXpress

Endotoxin and Glucan Analysis Software

#PEXS Pyros® eXpress Software Package (USB  
media, 1 Workgroup License<sup>1</sup>, 1 Reader  
License<sup>2</sup> and Software Support<sup>3</sup>)

#PEXS-RL<sup>2</sup> Pyros® eXpress Software Reader License

#PEXS-WL<sup>1</sup> Pyros® eXpress Software Workgroup  
License

#PEXS-VAL-DOCS Pyros® eXpress Software Validation  
Protocols (Pyros Kinetix® Flex and  
Biotek ELx808 IU™)

#PEXS-SUP<sup>3</sup> Pyros® eXpress Software Annual Support  
(annual support)

#PEXS-ADVS<sup>4</sup> Pyros® eXpress Software Remote  
Advanced Support<sup>4</sup>

PEXS-VAL Pyros® eXpress Software On-site  
Validation for Pyros Kinetix® Flex  
and ELx808 IU™

PEXS-OS On-site Pyros® eXpress Software Support  
(plus travel expense)

1. Workgroup License: License allows software to be loaded on all computers connected to one Pyros® eXpress network database.

2. Reader License: Allows for one reader/instrument to be connected; standalone or as part of the network database.

3. Software Support can be provided through ACC's Field Service, Technical Services and/or the Software Support Group and is provided for a period of 1 year from time of software purchase. Software support includes upgrades, patches and basic assistance with software setup. This does not include advanced or onsite support, however advanced and onsite support is available through our remote advanced and onsite support service offerings (refer to pricelist for options and pricing). Examples of basic support include, but are not limited to: Assistance setting up products, accessories and templates; running validation and endotoxin tests, trending data; software configuration of the Pyros® eXpress UI; and pre-installation and installation questions covered within the scope as defined in the software manual.

4. Advanced Support includes those support needs that are beyond scope of basic support as described above. It may require a fee for service (including travel costs). Please refer to our price list or speak with your Account Manager or Field Service Support representative for pricing information. Examples of Advanced Support include, but are not limited to: database setup, maintenance and troubleshooting, network, security and firewall troubleshooting, report customization, and import or export setup with external systems such as environmental monitoring systems or laboratory information management systems.



# GEL-CLOT ENDOTOXIN DETECTION TESTING



Our Test, Your Cure...  
Ensuring A Healthy World

## **Your Endotoxin Experts!**

*Experts in Endotoxin and Glucan Detection for nearly 50 Years.*

# THE ORIGINAL GEL-CLOT ASSAY



## Pyrotell® Gel-Clot Endotoxin Testing

ACC's Pyrotell® was the first BET reagent licensed by the US FDA. It is easy to use and is available in both economical Multi-Test Vials (MTVs) and convenient Single Test Vials (STVs). Pyrotell® is a robust reagent, producing firm, easily read clots and is resistant to interfering substances. The gel-clot test does not require sophisticated equipment and software and is the simplest BET test to implement.

### Sensitivity

Pyrotell® is available in a variety of sensitivities: 0.03 EU/mL; 0.06 EU/mL; 0.125 EU/mL; and 0.25 EU/mL.

### Sample to BET Ratio

Reconstituted Pyrotell® reagent is used at a ratio of 1:1 and a volume of 100 µL/test.

### Performing the Test

For 2 mL and 5 mL MTV, 100 µL of lysate is mixed with 100 µL of sample in a reaction tube. For STV, 200 µL of sample is added to the vial, which serves as a reaction tube. Test tubes are incubated at 37±1°C for 60 minutes ± 2 minutes. A positive test is indicated if the clot remains solid after the inversion of the test tube.

### Reconstitution

Pyrotell® MTV may be reconstituted with BET Reagent Water (LRW), Pyrosol® buffer or Glucashield® buffer, a (1→3)-β-D-Glucan inhibiting buffer, to render the assay endotoxin specific. Pyrotell® STV is reconstituted by the sample being tested.

### Stability

Once reconstituted Pyrotell® MTV is stable for 24 hours if stored at 2–8°C. Pyrotell® MTV may be frozen once and will retain activity for as long as 3 months if stored at or below -20°C. STVs are used immediately upon addition of the sample.

### Packaging

Pyrotell® is available in 2 mL (approx. 20 tests/vial) or 5 mL (approx. 50 tests/vial) MTV and STV sizes. STV's are sold in 5x10 vial packs. Certificates of Analysis, specific to the Pyrotell® and CSE lot, can be obtained from ACC or online at [www.acciusa.com](http://www.acciusa.com). It is recommended for use with 0.5 µg/vial Control Standard Endotoxin (E0005-1). See page 22 for product vial test quantities.



## Pyrosate® Kit – Rapid Endotoxin Detection

The Pyrosate® kit is an easy-to-use FDA Licensed BET gel-clot test allowing for BET compliant endotoxin testing. The assay does not require special training or laboratory supplies and the step-by-step illustrated instructions allow the user to perform assays within minutes. The Pyrosate® kit provides rapid results and is especially convenient for research, testing water and dialysate.

### Sensitivity

The Pyrosate® kit is available in sensitivities of 0.25 EU/mL, 0.125 EU/mL and 0.03 EU/mL. The test may be as short as 30 minutes, depending on the sensitivity.

### Performing the Test

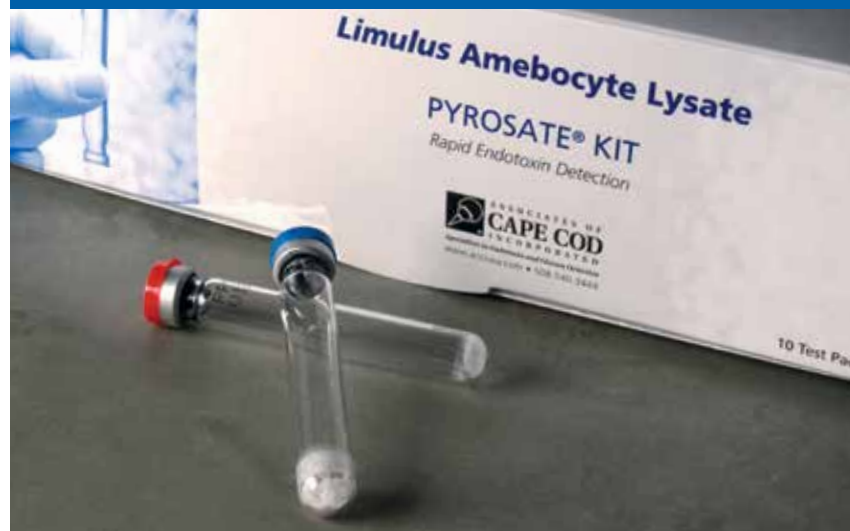
The Pyrosate® kit is a rapid gel-clot test that contains a 2λ\* endotoxin tube (PPC) matched to the sample (SPL) tube for each sensitivity. This feature is unique to the Pyrosate® assay. The endotoxin tube (PPC) assures that the sample does not interfere with the test, ruling out false negatives. Pyrosate® is formulated to eliminate false positives due to (1→3)-β-D-Glucans. This endotoxin specific reagent does not require additional blocking buffers.

### Reconstitution

Pyrosate® is reconstituted directly with the sample by adding 0.5 mL to the sample tube (SPL). After approximately 60 seconds of gentle mixing, 0.25 mL is transferred to the endotoxin tube (PPC). The lot-specific incubation time at 37±1°C is given on the Certificate of Compliance.

### Stability

Pyrosate® is stable at room temperature and does not require refrigeration for shipping or storage.



### Product Applications

- Hemodialysis
- Water and Water Systems
- Filter Industry
- Research
- Final Product

### Product Benefits

- Shorter Assay Time
- Endotoxin Specific
- No Dilutions Required
- No Refrigeration Required
- Matched Positive Product Control

### Packaging

The Pyrosate® kit is available in a 10 test kit and a 30 test bulk package for each sensitivity. Each kit contains sample test tubes (SPL) and endotoxin test tubes (Positive Product Control-PPC). A Certificate of Analysis, specific to the Pyrosate® and CSE lot, can be obtained from ACC or online at [www.acciusa.com](http://www.acciusa.com).

\*λ (lambda) is the lowest concentration of endotoxin to cause a positive test result under standard conditions.

# GEL-CLOT TESTING SUMMARY

## Pyrotell®

Multi-Test Vial (MTV), 5 mL/vial  
(approx. 50 tests/vial)

- #G5003-5 0.03 EU/mL (250 test 5 pack)
- #G5003-25 0.03 EU/mL (1250 test 25 pack)
- #G5006-5 0.06 EU/mL (250 test 5 pack)
- #G5006-25 0.06 EU/mL (1250 test 25 pack)
- #G5125-5 0.125 EU/mL (250 test 5 pack)
- #G5125-25 0.125 EU/mL (1250 test 25 pack)
- #G5250-5 0.25 EU/mL (250 test 5 pack)
- #G5250-25 0.25 EU/mL (1250 test 25 pack)

Multi-Test Vial (MTV), 2 mL/vial  
(approx. 20 tests/vial)

- #G2003-5 0.03 EU/mL (100 test 5 pack)
- #G2006-5 0.06 EU/mL (100 test 5 pack)
- #G2125-5 0.125 EU/mL (100 test 5 pack)
- #G2250-5 0.25 EU/mL (100 test 5 pack)

Single Test Vial (STV), 0.2 mL/vial

- #GS003-5 0.03 EU/mL (five 10 vial packs)
- #GS006-5 0.06 EU/mL (five 10 vial packs)
- #GS125-5 0.125 EU/mL (five 10 vial packs)
- #GS250-5 0.25 EU/mL (five 10 vial packs)

## Endotoxin Standards

For use in standard preparation and for depyrogenation control vials.

- #E0005-1 0.5 µg/vial (1 vial)
- #E0005-5 0.5 µg/vial (5 pack)
- #E0125-1 125 µg/vial (1 pack)
- #E0125-5 125 µg/vial (5 pack)
- #EC010-5 10 ng/vial, (5 pack)  
(for use with Pyrochrome® kits)

## Pyrosol® LAL Reconstitution Buffer

- #BR051-5 Pyrosol® Buffer with pH indicator (gel-clot only), 5.5 mL/vial 5 pack
- #BR051-25 Pyrosol® Buffer with pH indicator (gel-clot only), 5.5 mL/vial 25 pack
- #BC051-5 Pyrosol® Buffer without pH indicator 5.5 mL/vial 5 pack
- #BC051-25 Pyrosol® Buffer without pH indicator 5.5 mL/vial 25 pack
- #BC554-1 Pyrosol® Buffer without pH indicator 55 mL/vial 1 pack

## Glucashield®

### (1→3)-β-D-Glucan Inhibiting Buffer

Glucashield® buffer is used to reconstitute LAL and render the reagent insensitive to (1→3)-β-D-Glucan interference by effectively blocking the Factor G pathway of the endotoxin clotting cascade. For use with Pyrotell® Multi-Test Vials, Pyrotell®-T, Pyrochrome® and Chromo-LAL.

- #GB051-5 Glucashield® Buffer 5.5 mL/vial (5 pack)
- #GB051-25 Glucashield® Buffer 5.5 mL/vial (25 pack)

## Pyrosate® Kit

Includes sample test tubes and positive product control test tubes.

- #PSD030-10 Pyrosate® 0.03 EU/mL 10-Test Kit
- #PSD030-30 Pyrosate® 0.03 EU/mL 30-Test
- #PSD125-10 Pyrosate® 0.125 EU/mL 10-Test Kit
- #PSD125-30 Pyrosate® 0.125 EU/mL 30-Test
- #PSD250-10 Pyrosate® 0.25 EU/mL 10-Test Kit
- #PSD250-30 Pyrosate® 0.25 EU/mL 30-Test

*Disposable transfer pipettes (PPT50) sold separately.*

## Accessory Products

### LAL Reagent Water (LRW)

LRW is intended for reconstitution of BET reagents, CSE and to dilute samples and standards for BET assays. LRW is not for human or animal injection. LRW contains less than 0.001 EU/mL endotoxin and less than 1.56 pg/mL glucan.

#W0051-10 5.5 mL/bottle, 10 bottles/pack

#W020P 20 mL/bottle, 10 bottles/pack

#WP050C 50 mL/Plastic bottle, 30 bottles/pack

#WP100C 100 mL/Plastic bottle, 30 bottles/pack

#WP500C 500 mL/Plastic bottle, 12 bottles/pack

#WP1000C 1L/Plastic bottle, 12 bottles/pack

### Pyrotubes®

#TK100-10 8 x 75 mm borosilicate glass for Pyros Kinetix®, 50 tubes/pack, 10 packs/carton

#TS050-10 10 x 75 mm soda lime glass for gel-clot method, 52 tubes/pack, 10 packs/carton

#TB050-5 10 x 75 mm borosilicate glass for turbidimetric method, 52 tubes/pack, 5 packs/carton

#TB240-5 12 x 75 mm borosilicate glass (for dilutions only), 42 tubes/pack, 5 packs/carton

#TB013-5 13 x 100 mm borosilicate glass, 18 tubes/pack, 5 packs

#TB16C 16 x 90 mm depyrogenation tubes with Aluminum caps, 65/pack


### Pipette Tips

#PPT25 250 µL tips, 96 tips/box, 10 boxes/pack

#PPT10 1000 µL tips, 96 tips/box, 8 boxes/pack

#PPT50 Disposable Transfer Pipettes 50/pack  
(for use with Pyrosate® kits)

*Availability of ancillary products varies depending upon the local office.*



# PYROSATE®

## RAPID ENDOTOXIN DETECTION KIT



FDA Licensed

New Sensitivities Of  
0.03, 0.125 and 0.25 EU/mL

Final Product Release

Easy-To-Use Method

Rapid Test Results

Bacterial Endotoxin Testing  
USP Chapter <85> Compliant



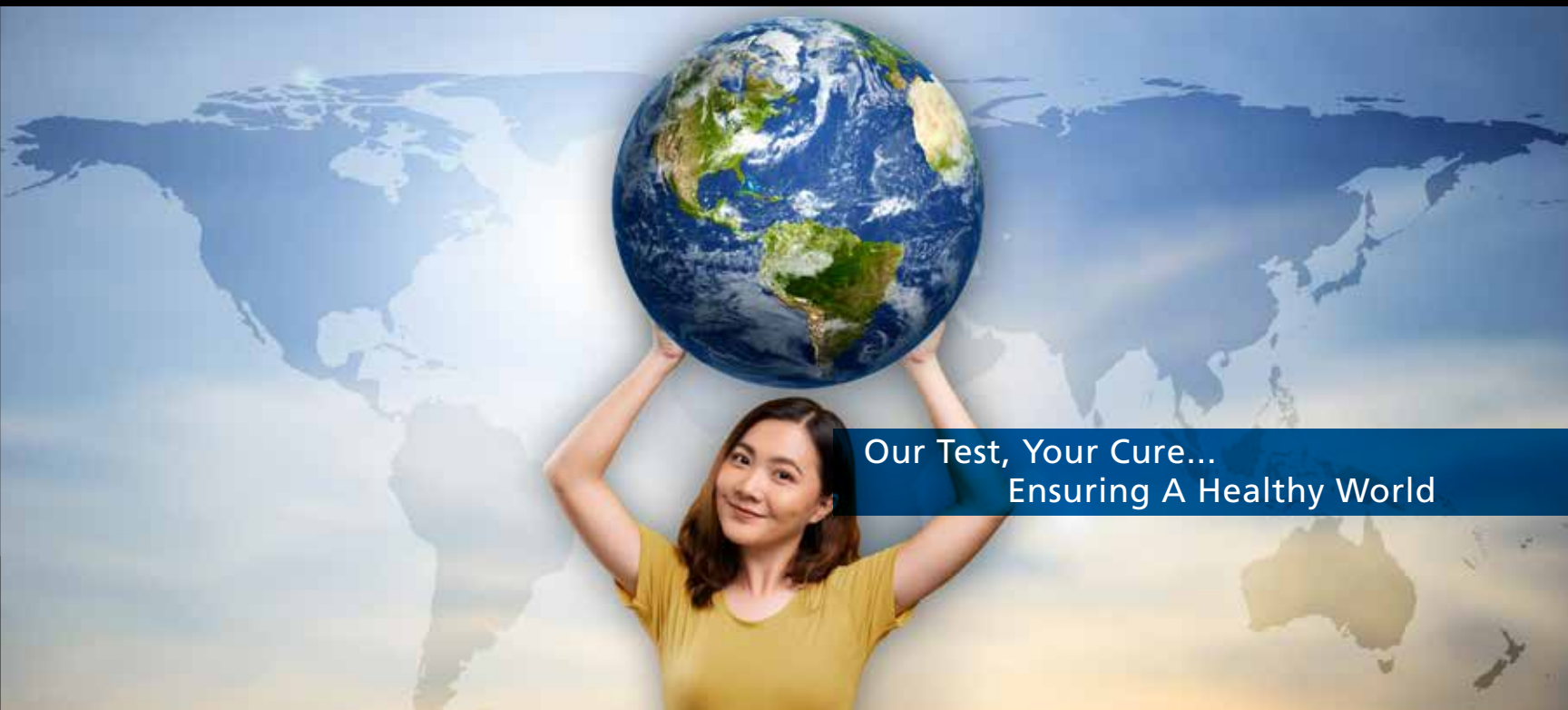
Associates of Cape Cod, Incorporated

124 Bernard E. Saint Jean Dr., East Falmouth, MA 02536 USA  
888.395.2221 • INFO@ACCIUSA.COM • WWW.ACCIUSA.COM





# GLUCAN DETECTION



Our Test, Your Cure...  
Ensuring A Healthy World

## **Your Endotoxin Experts!**

*Experts in Endotoxin and Glucan Detection for nearly 50 Years.*



## GlucateLL® Kit – (1→3)-β-D-Glucan Detection

The GlucateLL® kit is specific for detection of (1→3)-β-D-Glucan (BG). BG is considered a contaminant in parenteral drugs, solutions, and medical devices due to BG's bioactivity as an activator of innate immunity and its capacity to enhance bacterial endotoxin tests (literature references to the bioactivity of BG may be found at [www.acciusa.com/pdfs/BG\\_Biol\\_Activity\\_Ref\\_List\\_PR16023.pdf](http://www.acciusa.com/pdfs/BG_Biol_Activity_Ref_List_PR16023.pdf)). The GlucateLL assay is based upon a modification of the *Limulus* Amebocyte Lysate (LAL) pathway. GlucateLL® reagent is processed to eliminate Factor C, and is therefore specific for (1→3)-β-D-Glucan. The reagent does not react with other polysaccharides, including beta-glucans with different glycosidic linkages. GlucateLL® is a chromogenic reagent that may be used to perform either kinetic or endpoint assays in microplate readers.

### Sensitivity

The sensitivity for GlucateLL® assay is determined by the lowest standard concentration on the standard curve used for the assay. The maximum sensitivity for GlucateLL® is 3.125 pg/mL when used with a microplate reader.

### Sample to GlucateLL® Ratio

**Kinetic Assay:** Reconstituted GlucateLL® reagent is used at a ratio of 1:4 and a volume of 100 µL/well (55 tests/vial).

**Endpoint Assay:** Reconstituted GlucateLL® reagent is used at a ratio of 1:1 and a volume of 50 µL/well (55 tests/vial).

### Performing the Test

**Kinetic Assay:** The GlucateLL®/sample mixture is incubated at 37±1°C in a microplate reader. Software is used to construct the standard curve and calculate glucan concentrations.

**Endpoint Diazo Assay:** The GlucateLL®/sample mixture is incubated at 37±1°C in a microplate heating block for the recommended time period. 50 µL each of the three diazo reagents are then added to the mixture. Software is used to construct the standard curve and calculate glucan concentrations.

### Reconstitution

GlucateLL® reagent can be reconstituted differently depending on the assay you use. For endpoint assays, use 2.8 mL of only Pyrosol® reconstitution buffer. For kinetic assays, combine 2.8 mL each of Pyrosol® and Reagent Grade Water.

### Stability

Store all reagents at 2–8°C in the dark. Once reconstituted, GlucateLL® reagent should be stored at 2–8°C and used within 2 hours. Alternatively, reconstituted GlucateLL® reagent can be frozen at -20°C for 20 days, thawed once and used. The diazo reagents should be used the day they are prepared.

### Product Applications

- Analyzing final products for (1→3)-β-D-Glucan
- Investigating BET Out of Specification results
- Qualifying raw materials
- Monitoring cellulosic filter extractables
- Monitoring fungal fermentation processes
- Analyzing fermentation and cell culture media
- Monitoring airborne glucan burden

## Packaging

The Glucate<sup>®</sup> kit is available as either an endpoint or kinetic chromogenic assay for use in microplates. The kit contains the Glucate<sup>®</sup> reagent, a (1→3)-β-D-Glucan standard, buffer, glucan-free water, glucan-free microplates and diazo reagents (endpoint kit only).

## Glucate<sup>®</sup> Kit

- #GT002 Kinetic assays; 110 tests
- #GT003 With diazo reagents for endpoint assays; 55 tests
- #GT004 Kinetic assays; 55 tests

## Accessory Products

### Pipette tips

- #PPT25 250 μL tips, 96 tips/box, 10 boxes/pack
- #PPT10 1000 μL tips, 96 tips/box, 8 boxes/pack

### Pyrotubes<sup>®</sup>

- #TB013-5 13 x 100 mm borosilicate glass (for dilutions only) 18 tubes/pack, 5 packs/carton

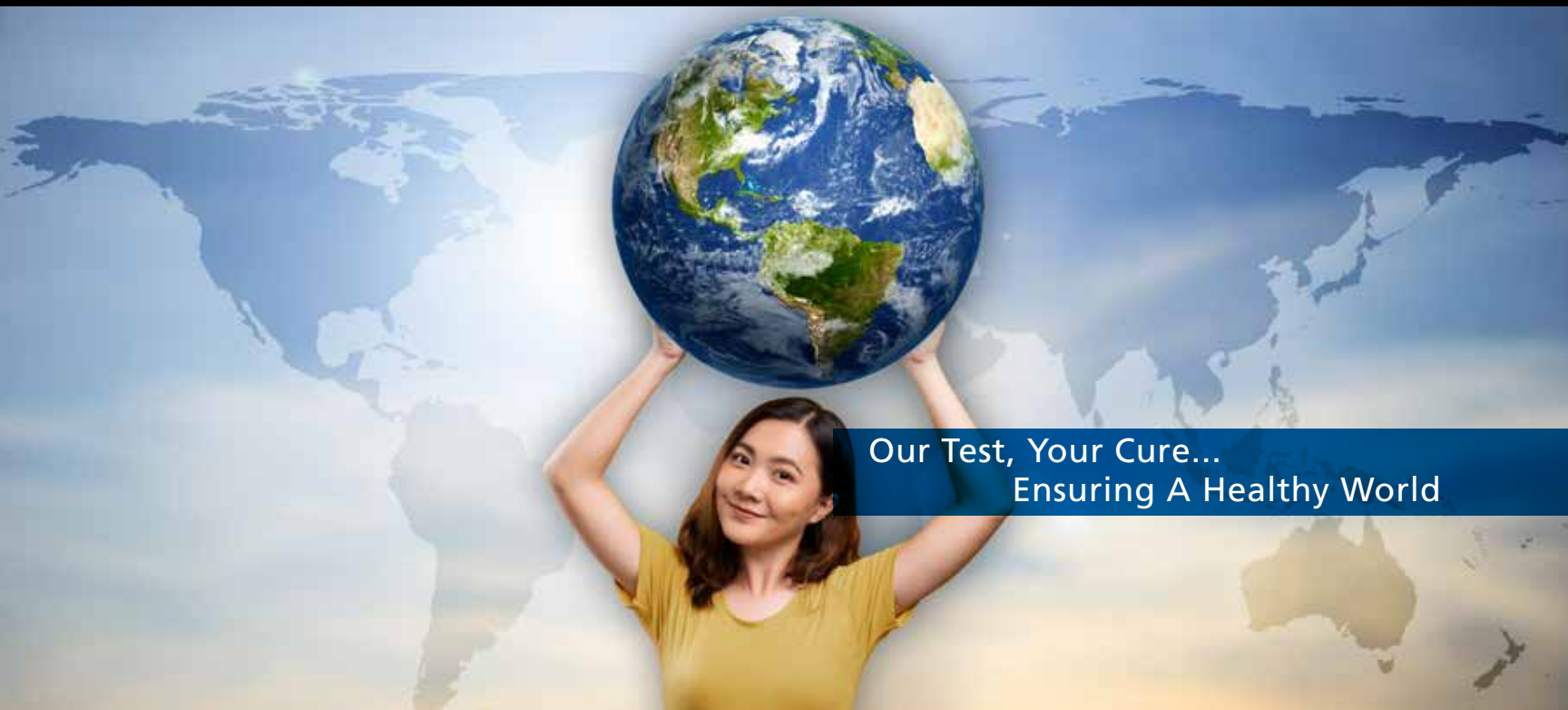



ACC'S PYROCLEAR® BRAND  
BET ACCESSORY PRODUCTS  
ARE CERTIFIED TO BE FREE  
OF INTERFERING ENDOTOXIN  
AND (1→3)-β-D-GLUCAN  
CONTAMINATION.





**BET  
ACCESSORY  
PRODUCTS**



**Our Test, Your Cure...  
Ensuring A Healthy World**

**Your Endotoxin Experts!**

*Experts in Endotoxin and Glucan Detection for nearly 50 Years.*

## Disposable Products

### Pyroclear®

Pyroclear® brand products are the first disposables in the industry that are certified to be free of interfering endotoxin and (1→3)-β-D-Glucan contamination. Pyroclear® products include depyrogenated test tubes, 96-well microplates, pipette tips and LAL Reagent water. These products are designed to reduce Out of Specification (OOS) investigations due to contaminated consumables.

### LAL Reagent Water (LRW)

LRW is intended for reconstitution of BET reagents and CSE, and to dilute samples and standards for BET assays. LRW is not for human or animal injection. LRW contains less than 0.001 EU/mL endotoxin and less than 1.56 pg/mL glucan.

#W0051-10 5.5 mL/bottle, 10 bottles/pack

#W020P 20 mL/bottle, 10 bottles/pack

#WP050C 50 mL/Plastic bottle, 30 bottles/pack

#WP100C 100 mL/Plastic bottle, 30 bottles/pack

#WP500C 500 mL/Plastic bottle, 12 bottles/pack

#WP1000C 1L/Plastic bottle, 12 bottles/pack

### Pyrotubes®

#TK100-10 8 x 75 mm borosilicate glass for Pyros Kinetix® Flex, 50 tubes/pack, 10 packs/carton

#TS050-10 10 x 75 mm soda lime glass for gel-clot method, 52 tubes/pack, 10 packs/carton

#TB050-5 10 x 75 mm borosilicate glass for turbidimetric method, 52 tubes/pack, 5 packs/carton

#TB240-5 12 x 75 mm borosilicate glass (for dilutions only), 42 tubes/pack, 5 packs/carton

#TB013-5 13 x 100 mm borosilicate glass, 18 tubes/pack, 5 packs

#TB16C 16 x 90 mm depyrogenation tubes with aluminum caps, 65/pack

### Pyroplates®

#CA961-10 96-well microplate, 10 pack

#CA961-50 96-well microplate, 50 pack

### Precision Pipette Tips

#PPT25 250 µL tips, 96 tips/box, 10 boxes/pack

#PPT10 1000 µL tips, 96 tips/box, 8 boxes/pack

## Reconstitution Buffers

### Pyrosol® LAL Reconstitution Buffer

Pyrosol® is an FDA licensed buffer for reconstituting Pyrotell® Multi-Test Vial or Pyrotell®-T reagents. It is used when testing electrolytes, strongly buffered solutions (especially bicarbonate buffers), and solutions for which it is difficult to adjust pH into the required range. Pyrosol® buffer is also available with a pH indicator for gel-clot applications.

#BR051-5 Pyrosol® Buffer with pH indicator (gel-clot method only) 5.5 mL/vial (5 pack)

#BR051-25 Pyrosol® Buffer with pH indicator (gel-clot method only) 5.5 mL/vial (25 pack)

#BC051-5 Pyrosol® Buffer without pH indicator 5.5 mL/vial (5 pack)

#BC051-25 Pyrosol® Buffer without pH indicator 5.5 mL/vial (25 pack)

#BC554-1 Pyrosol® Buffer without pH indicator 55 mL/vial (1 pack)

### Glucashield® (1→3)-β-D-Glucan Inhibiting Buffer

Glucashield® buffer is used to reconstitute LAL and render the reagent insensitive to (1→3)-β-D-Glucan interference by effectively blocking the Factor G pathway of the endotoxin clotting cascade. For use with Pyrotell® Multi-Test Vials, Pyrotell®-T, Pyrochrome® and Chromo-LAL.

#GB051-5 Glucashield® Buffer 5.5 mL/vial (5 pack)

#GB051-25 Glucashield® Buffer 5.5 mL/vial (25 pack)

## Control Standard Endotoxin (CSE)

Control Standard Endotoxin (CSE) is a standard for endotoxin testing. It is a purified extract from *E. coli* O113:H10, the same strain used for the United States Pharmacopeia and the European Pharmacopeia Reference Standard Endotoxin (RSE).

CSE is an economic alternative to the RSE. CSEs are standardized against the RSE as indicated on the Certificate of Analysis, so that results can be reported in Endotoxin Units (EU) and International Units (IU). CSE can be used for all routine BET testing. A 10 ng/vial CSE is made specifically for use with our Pyrochrome® chromogenic reagent.

### Performing the Test

CSE is used to make standard curves and controls when performing the BET assay. The concentrations used are dependent on the type of assay and for photometric methods (chromogenic and turbidimetric), the detection range required.

### Reconstitution

CSE is reconstituted with LAL Reagent Water (LRW). Please refer to the Certificate of Analysis when using CSE. A Certificate of Analysis for each CSE-LAL lot combination can be obtained from ACC or online at [www.acciusa.com](http://www.acciusa.com).

### Depyrogenation Controls

In addition to their use as standards for controlling BET tests, the 0.5 µg and 125 µg CSEs can be used for validation of depyrogenation processes. They may be used directly, without reconstitution, as depyrogenation indicators (recommended for 0.5 µg) or can be reconstituted and endotoxin added to challenge articles (recommended for 125 µg).

### Stability

Once reconstituted, CSE stored at 2–8°C is stable for maximum storage time for the different CSE preparations as listed below:

10 ng/vial	7 days
0.5 µg/vial	4 weeks
125 µg/vial	3 months

*CSE should not be frozen.*

### Product Benefits

- CSE is a stable preparation of endotoxin that can be used in all BET testing
- CSE E0005-1 and E0125-1 can be used for depyrogenation studies
- Certificates of Analysis for each CSE-LAL lot pairing gives a potency that is specific to the unique lot combination
- CSE can be reconstituted to achieve specific endotoxin concentrations

## Control Standard Endotoxin, *Escherichia coli* O113:H10

#E0005-1	0.5 µg/vial (1 pack)
#E0005-5	0.5 µg/vial (5 pack)
#E0125-1	125 µg/vial (1 pack)
#E0125-5	125 µg/vial (5 pack)
#EC010-5	10 ng/vial (5 pack)

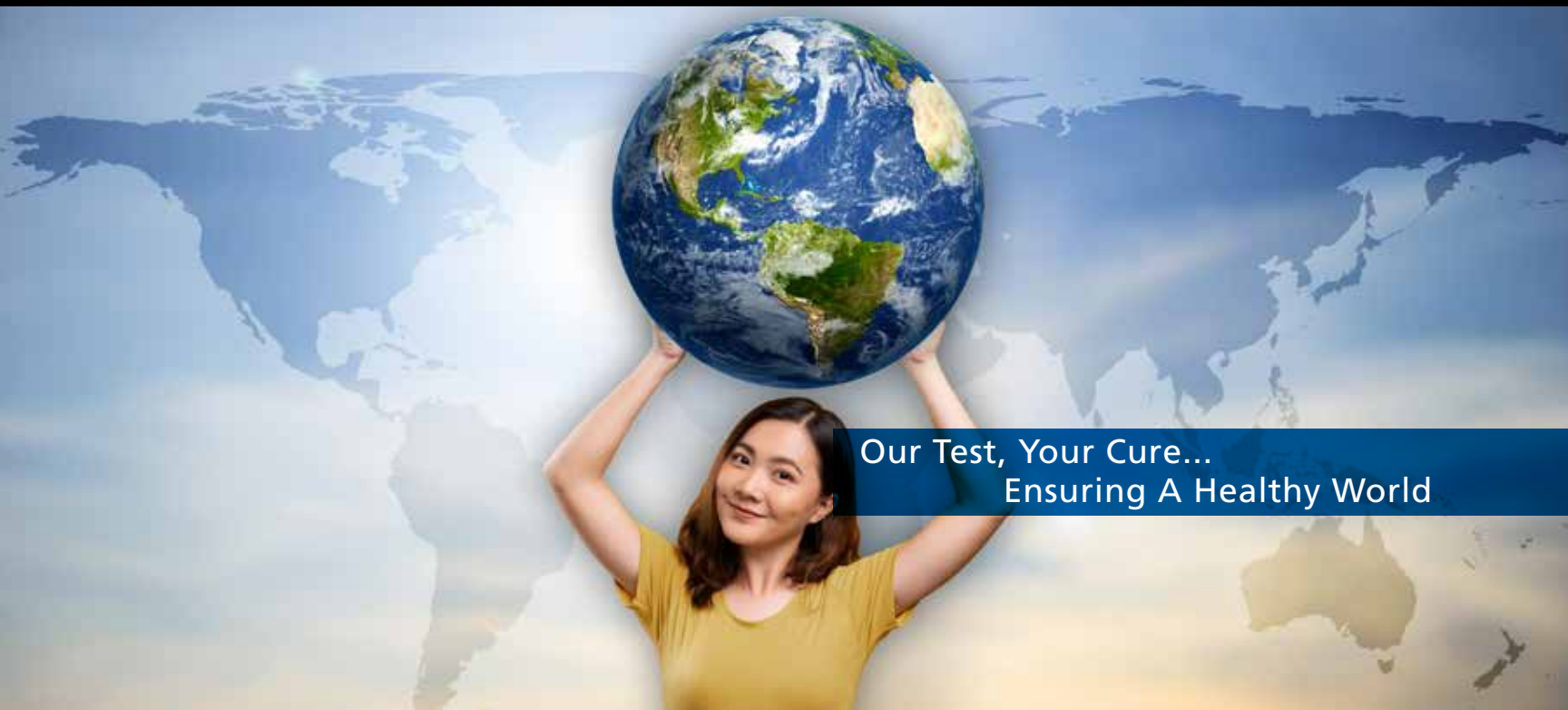
OUR CONTRACT TEST  
SERVICE PERFORMS ALL  
METHODS OF THE BET ASSAY:  
GEL-CLOT, CHROMOGENIC,  
AND TURBIDIMETRIC.







# CONTRACT TEST SERVICE



Our Test, Your Cure...  
Ensuring A Healthy World

## **Your Endotoxin Experts!**

*Experts in Endotoxin and Glucan Detection for nearly 50 Years.*

# YOUR ENDOTOXIN SENSITIVITY, FLEXIBILITY AND COMPLIANCE

*Associates of Cape Cod, Inc. Contract Test Service (CTS) laboratory specializes in testing for endotoxin and glucan contamination and has notable experience in endotoxin testing. CTS has been performing all methods of the BET assay: gel-clot, chromogenic, and turbidimetric since 1979.*

*CTS is GMP compliant and ISO registered. We're licensed by the DEA as a laboratory capable of handling all controlled drug substances except those included in Schedule I. Endotoxin testing can be performed in accordance with FDA, United States Pharmacopeia (USP), European Pharmacopoeia (EP) and/or Japanese Pharmacopoeia (JP), depending on client specifications.*

*CTS services are also available out of our UK offices and Inter-Laboratory Performance Qualification (ILPQ) services are available out of our German office. See the page 37 for office contact information.*

## CONTRACT TEST SERVICE



# EXPERTS IN BACTERIAL ENDOTOXIN TESTING

## **In addition to routine testing, CTS has extensive expertise and the ability to:**

- Perform Low Endotoxin Recovery (LER) studies/protocols
- Customize endotoxin testing to individual client needs
- Develop methods for difficult samples
- Develop and/or transfer BET test methods
- Design and produce custom depyrogenation controls for oven validations

## **Examples of sample types with which CTS has experience:**

- Pharmaceutical Drugs, including Class II controlled substances, compounded pharmaceuticals and anti-cancer drugs
- Liposomal Drug Products
- Medical Devices
- Veterinary Products
- Oligonucleotide Drug Products
- Dialysate
- Water
- Air Quality Samples
- Filters
- Cosmetics
- Food Products
- Vaccines
- Tobacco Products
- Machine Oils
- Raw Materials
- Clinical Research Samples

CTS offers fast processing for routine samples, accurate and reliable test results along with full client confidentiality. After sample test results are reviewed, a written report is sent to the client. The client also receives an electronic copy of the report as a PDF.



## **CTS Qualifications**

- GMP Compliant Laboratory (FDA and 2003/94/EC)
- ISO 13485:2016 Registered
- FDA Inspected
- DEA Licensed

## **Test Methods**

- Chromogenic - Color formation is used to quantitate endotoxin (maximum sensitivity 0.001 EU/mL) and glucans
- Turbidimetric - The most sensitive turbidimetric endotoxin test available in the industry (maximum sensitivity 0.001 EU/mL)
- Gel-clot - The original BET assay and the method of reference in most reference manuals (maximum sensitivity 0.03 EU/mL)
- GlucateLL® - Glucan testing to quantitate the amount of (1→3)-β-D-Glucans in samples



### **Test Types**

- Preliminary Test - This test is used to quantify the amount of endotoxin or glucan present in a test sample using a known set of conditions. A series of dilutions are made in order to find a valid testing dilution which can be used to calculate the endotoxin or glucan concentration in a sample.
- USP/EP Test for Interfering Factors (Validation) - This test is used to demonstrate that the product does not interfere with the BET assay. This test is performed at a dilution not exceeding the Maximum Valid Dilution (MVD) for that product. The MVD is a function of the endotoxin limit for the product. Test for Interfering Factors is required for all finished products that are parenteral or intrathecal and for non-pyrogenic medical devices. The procedure is also used to demonstrate that the test conditions are valid when used to test raw or in-process materials.
- Release Test - This test is used to release finished products once the Test for Interfering Factors has been performed. The test is run at the same dilution used in the Test for Interfering Factors. The Release Test is also used to release raw materials, in-process materials, and other non-finished goods.

## **Drug & Medical Device Testing**

### **Product Testing**

Testing for endotoxin is performed at many steps in the manufacture of drugs and medical devices. Endotoxin testing is required for the release of finished product (see Test for Interfering Factors of End Product Tests and Release Testing). Testing for endotoxins is also frequently performed to assess raw materials, in-process materials, vendors, as well as for projects and components in research and development. Endotoxin testing is often a component of investigations into product quality issues.

CTS works with clients to perform testing rapidly and assists customer's quality departments in identifying endotoxin sources, and troubleshooting product and production issues. CTS can help with integrating endotoxin testing into the quality system at the client's facility.

### **Raw Materials Testing**

Raw materials can be tested as part of a traditional QC program or Process Analytical Technology (PAT). Identifying the amount of endotoxin in raw materials helps highlight process modifications that can improve the final product. Matching results from raw materials and final product can yield the contribution of each raw material to the endotoxin content of the final product and facilitate improvements in quality during production. Some raw materials should have endotoxin limits established and confirmed to determine if a batch can be accepted from a vendor.

### **The Test for Interfering Factors of End-Product Tests**

Production lots of the final product should be subject to the Test for Interfering Factors before the test may be used to release final product. The assay is also used in QC programs to accept raw materials into production. Testing can be performed in accordance with USP, EP, and/or JP, depending on the specifications of the client.

### **Release Testing**

The Release Test is performed according to the assay conditions and dilutions used during the Test for Interfering Factors and is used to release finished product. The test can also be performed for release of raw/in-process materials. Release testing can be performed in accordance with USP, EP, and/or JP, depending on the specifications of the client.

### **Sending Samples**

A Sample Submission Form (SSF) must be completed and accompany each sample sent for testing. Sample Submission Forms can be obtained from our website at [www.acciusa.com/cts/index.html](http://www.acciusa.com/cts/index.html) or by calling CTS (U.S. office (888) 232-5889 or U.K. office (44) 151-547-7444).

### **Custom Services**

CTS offers a variety of services that are customized to meet each client's individual requirements.

### **Method Development**

Some samples or devices interfere with the BET tests and a method must be developed in order to be able to perform a valid test for endotoxin. CTS will determine how best to prepare the sample for testing. We can also perform testing to validate any sample pre-treatment used in the test method.

### **Method Transfer**

Many companies have sufficient testing volume to justify performing the assay in-house. For these customers, Associates of Cape Cod, Inc. supplies a complete line of the highest quality BET reagents. CTS supports this line by working with companies to develop and optimize methods to test their products. CTS also helps customers convert from one methodology to another, e.g., from testing by the gel-clot method to chromogenic or turbidimetric assays. The methods developed by CTS are then transferred to the client for use by their own QC laboratories. Your company gets the assurance that the method will work well with your products.

### **Custom Depyrogenation Controls**

CTS will make custom depyrogenation controls using the same items normally processed in your oven and provide a Certificate of Analysis for the articles. The controls are then used to demonstrate at least a three-log reduction by your oven cycle. CTS can also test items post-depyrogenation to verify your oven cycle performance.

### **Contact Information**

For information on services provided and laboratory qualifications please contact your local office.

#### **U.S. Office**

#### **Contract Test Service at**

#### **Associates of Cape Cod, Inc.**

124 Bernard E. Saint Jean Drive  
East Falmouth, MA 02536-4445

Tel: (888) 232-5889 or (508) 540-3444

E-mail: [testservice@acciusa.com](mailto:testservice@acciusa.com)

Hours of Operation

Monday through Friday, 8:00 a.m. to 5:00 p.m. EST

#### **UK - Associates of Cape Cod International, Inc.**

Deacon Park, Moorgate Road,  
Knowsley, Merseyside, L33 7RX, United Kingdom

Tel: (44) 151-547-7444

E-mail: [info@acciuk.co.uk](mailto:info@acciuk.co.uk)

Hours of Operation

Monday through Friday, 9:00 a.m. to 5:00 p.m.

#### **Europe - Associates of Cape Cod Europe GmbH**

International Proficiency Test available  
Opelstrasse 14

D-64546 Mörfelden-Walldorf, Germany

Tel: (49) 61 05-96 10 0

E-mail: [service@acciusa.de](mailto:service@acciusa.de)

Hours of Operation

Monday through Thursday, 8:00 a.m. to 5:00 p.m.  
Friday, 8:00 a.m. to 3:00 p.m.

## Services Offered

### Characterization Test

#### Gel-Clot Method

Initial Test (a series of dilutions) .....	GSAM
Rush test-48 hour study initiation .....	GSAM-R
STAT test-24 hour study initiation .....	GSAM-S
Endotoxin-specific gel test.....	ESGEL
Rush test-48 hour study initiation .....	ESGEL-R
STAT test-24 hour study initiation .....	ESGEL-S
Repeat tests, as needed .....	GREP
Rush test-48 hour study initiation .....	GREP-R
STAT test-24 hour study initiation .....	GREP-S

#### Turbidimetric Method

Initial Test (a series of dilutions) .....	TSAM
Rush test-48 hour study initiation .....	TSAM-R
STAT test-24 hour study initiation .....	TSAM-S
Endotoxin-specific turbidimetric test .....	ESTURB
Rush test-48 hour study initiation .....	ESTURB-R
STAT test-24 hour study initiation .....	ESTURB-S
Repeat tests, as needed .....	TREP
Rush test-48 hour study initiation .....	TREP-R
STAT test-24 hour study initiation .....	TREP-S

#### Chromogenic Method

Initial Test (a series of dilutions) .....	CSAM
Rush test-48 hour study initiation .....	CSAM-R
STAT test-24 hour study initiation .....	CSAM-S
Endotoxin-specific chromogenic test .....	ESCHRM
Rush test-48 hour study initiation .....	ESCHRM-R
STAT test-24 hour study initiation .....	ESCHRM-S
Repeat tests, as needed .....	CREP
Rush test-48 hour study initiation .....	CREP-R
STAT test-24 hour study initiation .....	CREP-S

#### GlucateLL® Method

GlucateLL® (1→3)-β-D-glucan specific test .....	GLUC
(research use only)	
Rush test-48 hour study initiation .....	GLUC-R
STAT test-24 hour study initiation .....	GLUC-S
GlucateLL re-tests, as needed.....	GLUR
Rush test-48 hour study initiation .....	GLUR-R
STAT test-24 hour study initiation .....	GLUR-S

#### Validation

(USP/EP Test for Interfering Factors) Characterization of samples must be done prior to validation testing

Gel-clot method .....	GVAL
Rush test-48 hour study initiation .....	GVAL-R
STAT test-24 hour study initiation .....	GVAL-S
Turbidimetric method.....	TVAL

Rush test-48 hour study initiation .....	TVAL-R
STAT test-24 hour study initiation .....	TVAL-S
Chromogenic method .....	CVAL
Rush test-48 hour study initiation .....	CVAL-R
STAT test-24 hour study initiation .....	CVAL-S
Endotoxin-specific gel-clot method .....	EGVAL
Rush test-48 hour study initiation .....	EGVAL-R
STAT test-24 hour study initiation .....	EGVAL-S
Endotoxin-specific turbidimetric method .....	ETVAL
Rush test-48 hour study initiation .....	ETVAL-R
STAT test-24 hour study initiation .....	ETVAL-S
Endotoxin-specific chromogenic method .....	ECVAL
Rush test-48 hour study initiation .....	ECVAL-R
STAT test-24 hour study initiation .....	ECVAL-S

#### Release Testing

Product must first pass the Test for Interfering Factors.

Gel-clot method .....	GREL
Rush test - 48 hour study initiation .....	GREL-R
STAT test - 24 hour study initiation .....	GREL-S
Turbidimetric method.....	TREL
Rush test - 48 hour study initiation .....	TREL-R
STAT test - 24 hour study initiation .....	TREL-S
Chromogenic method .....	CREL
Rush test - 48 hour study initiation .....	CREL-R
STAT test - 24 hour study initiation .....	CREL-S
Endotoxin-specific gel-clot method .....	EGREL
Rush test - 48 hour study initiation .....	EGREL-R
STAT test - 24 hour study initiation .....	EGREL-S
Endotoxin-specific turbidimetric method .....	ETREL
Rush test - 48 hour study initiation .....	ETREL-R
STAT test - 24 hour study initiation .....	ETREL-S
Endotoxin-specific chromogenic method.....	ECREL
Rush test - 48 hour study initiation .....	ECREL-R
STAT test - 24 hour study initiation .....	ECREL-S

#### Custom Services

Oven depyrogenation validation .....	COVN
Methods transfer (in-lab technician training) .....	CMTN
Technician qualification .....	CTQN
(in-lab, one-on-one training)	
SOP writing of developed method .....	CSOP

#### Additional Services

Special shipping.....	RTRND
(samples sent to alternate location)	
Additional sample prep/extraction/ .....	PREP
unusual treatment or handling	
Rush test - 48 hour study initiation .....	PREP-R
STAT test - 24 hour study initiation .....	PREP-S



## Ordering Information

Customer service representatives are available to assist you with orders, pricing requests and Certificates of Analysis.

## Method of Payment For United States

- Check (in US dollars) made payable to Associates of Cape Cod, Inc.
- Wire Transfer (contact Accounts Receivable for routing information)
- Credit Card (AMEX®, VISA®, MasterCard®)  
If payment is to be made by credit card, the following information is required: Type of Credit Card, Card Number, Credit Card Security Code, Expiration Date of Card, and Name (as it appears on the card).

## Additional Information

ACC reserves the right to institute, modify or discontinue credit limits provided to customers at any time for any or no reason.

The use of credit cards for payment may incur a fee, please see our website for ACC's policy on credit card usage at [www.acciusa.com/pdfs/acctc.pdf](http://www.acciusa.com/pdfs/acctc.pdf)

## Outside the U.S.

Please contact your local office for information regarding method of payment. For a list of your country specific distributors please visit [www.acciusa.com](http://www.acciusa.com).

Product listings, information and fill sizes are subject to change at any time without prior notice.

## Corporate Headquarters

### Associates of Cape Cod, Inc.

124 Bernard E. Saint Jean Drive  
East Falmouth, MA 02536-4445 USA  
Tel: (800) LAL-TEST (525-8378) or (508) 540-3444  
Fax: (508) 540-8680  
[www.acciusa.com](http://www.acciusa.com)  
Customer Service: [custservice@acciusa.com](mailto:custservice@acciusa.com)  
Technical Service: [techservice@acciusa.com](mailto:techservice@acciusa.com)  
Contract Test Service: [testservice@acciusa.com](mailto:testservice@acciusa.com)

## United Kingdom

Associates of Cape Cod Int'l., Inc.  
Deacon Park, Moorgate Road  
Knowsley, Merseyside, L33 7RX, United Kingdom  
Tel: (44) 151-547-7444  
Fax: (44) 151-547-7400  
E-mail: [info@acciuk.co.uk](mailto:info@acciuk.co.uk)  
[www.acciuk.co.uk](http://www.acciuk.co.uk)  
UK Customer Service: [customerservices@acciuk.co.uk](mailto:customerservices@acciuk.co.uk)  
Company Registration Number: BR002906

## Europe

Associates of Cape Cod Europe GmbH  
Opelstrasse 14  
D-64546 Mörfelden-Walldorf, Germany  
Tel: (49) 61 05-96 10 0  
Fax: (49) 61 05-96 10 15  
E-mail: [service@acciusa.de](mailto:service@acciusa.de)  
[www.acciusa.de](http://www.acciusa.de)

All Products and Services listed herein are offered exclusively under Associates of Cape Cod, Inc.'s Terms and Conditions of Sale which can be found at [www.acciusa.com/pdfs/acctc.pdf](http://www.acciusa.com/pdfs/acctc.pdf)



ASSOCIATES OF  
**CAPE COD**  
INCORPORATED

*Specialists in Endotoxin and Glucan Detection*

**Corporate Headquarters**

**Associates of Cape Cod, Inc.**

124 Bernard E. Saint Jean Drive  
East Falmouth, MA 02536-4445 USA

Tel: (888) 395-ACC1(2221) or

(508) 540-3444

Fax: (508) 540-8680

[www.acciusa.com](http://www.acciusa.com)

Customer Service:

[custservice@acciusa.com](mailto:custservice@acciusa.com)

Technical Service:

[techservice@acciusa.com](mailto:techservice@acciusa.com)

Contract Test Service:

[testservice@acciusa.com](mailto:testservice@acciusa.com)

**United Kingdom**

**Associates of Cape Cod Int'l., Inc.**

Deacon Park, Moorgate Road

Knowsley, Liverpool L33 7RX

United Kingdom

Tel: (44) 151-547-7444

Fax: (44) 151-547-7400

E-mail: [info@acciuk.co.uk](mailto:info@acciuk.co.uk)

[www.acciuk.co.uk](http://www.acciuk.co.uk)

Company Registration Number:

BR002906

**Europe**

**Associates of Cape Cod Europe GmbH**

Opelstrasse 14

D-64546 Mörfelden-Walldorf

Germany

Tel: (49) 61 05-96 10 0

Fax: (49) 61 05-96 10 15

E-mail: [service@acciusa.de](mailto:service@acciusa.de)

[www.acciusa.de](http://www.acciusa.de)

Associates of Cape Cod, Inc. -  
a Seikagaku Group Company